

the Lightning Program

Quality and Value
in a Flash!

Our Green Solution



the Lightning Program

Quality and Value
in a Flash!

Overview

Want high quality products at a value price, all within a few days? Our Lightning Program offers a superior selection of systems, seating, storage, casegoods and accessories at unbeatable price points and accelerated lead times. Our Panel Systems, seating, and Casegoods are all shipped in just five business days! Our products are held to a high level of excellence so you never compromise quality. We have everything you need for your office space in a flash!

Warranty

All of our new and remanufactured system products are covered by a lifetime warranty for the original purchaser. Our Elevation Series seating is covered by a lifetime warranty on components for the original purchaser. Our Value Series seating is covered by a 10-year warranty on components and a 5-year warranty on foam/textiles for the original purchaser. Our casegoods are covered by a 10-year warranty for the original purchaser from defects in material and workmanship. See our Warranty Statement for additional details.

UL-Approved

We take an active interest in the safety of your workplace. Every fabric we use is class A fire rated and our new and remanufactured products are approved by Underwriters Laboratories Incorporated. Many insurance policies have clauses limiting the insurance company's liability in the case of a claim due to the failure of a non-UL-listed device.

Protect your investments by making sure the product you buy is UL, BIFMA and NEC-approved.

Terms & Conditions

1. Orders are limited to \$150,000 list price or less for shipment in five business days.
2. Orders must be placed by 4:00 p.m. EST; the five days will start the next business day.
3. Once order is placed, revisions and cancellations are not applicable. Order will be auto approved.
4. Terms: Net 15 days. No deposit required.
5. Orders over \$2,500 Net receive free shipping.
6. Orders are for office systems only - individual components do not apply to Lightning Program.

Our Green Solution

Though Open Plan Systems has become a leader in manufacturing new systems furniture, we are proud of our roots in remanufacturing. Remanufactured stations typically provide up to 40% savings off the cost of new, though they are held to the same standards of quality and durability. If you are looking for a green solution for your office, or simply need to maintain a lean budget, our Sustainability Programs are a great fit! The Lightning Program is included in our Green Solution.

SWaM

Open Plan Systems is certified as a small, woman-owned business.



Systems..... 4

Desking..... 10

Storage & Accessories..... 11

Seating..... 12

Casegoods..... 13

Finish Options..... 14

Typicals..... 15

Panels

Fabric..... 16
 Heights: 39, 47, 53, 67
 Widths: 24, 30, 36, 48

Partial Glazed Stackers..... 16
 Heights: 53 (39H Fabric + 14H Glass)
 67 (53H Fabric + 14H Glass)
 Widths: 24, 30, 36, 48

Work Surfaces

Rectangular..... 17
 Depth: 24
 Widths: 24, 30, 36, 48, 60, 72

Curvilinear Corner..... 17
 Depth: 24
 Widths: 36, 48

Lattop..... 17
 Widths: 30, 36, 42, 60

Extended Curvilinear Corner (L & R)..... 17
 Depth: 24
 Extension: 48, 60, 72

Connectors

End Caps 18
 Heights: 39, 47, 53, 67

Spacers 18
 Heights: 39, 47, 53, 67

PTP..... 18
 Heights: 34, 42, 48, 62

Wall Start 18
 Heights: 34, 42, 48, 62

Wall Track 18
 Heights: 72, 84

2 Way 90 Degree 18
 Heights: 39, 47, 53, 67

3 Way 90 Degree 18
 Heights: 39, 47, 53, 67

4 Way 90 Degree 18
 Heights: 39, 47, 53, 67

Variable Height Filler 18

Change of Height 18

Table Legs 19
 BU and MT Finishes Only (Limited Selection)

Table Tons 19

Storage & Pedestals

Flipper Door 20
 Painted B Style
 Widths: 24, 30, 36, 48

Shelf 20
 B Style
 Widths: 24, 30, 36, 48

Structural Pedestals 20
 BBF-FP, FF-FP, BBF-FP-21, FF-FP-21, BBF-SP, FF-SP

Two Drawer Lateral File 20
 Width: 30 Square Pull
 Widths: 30, 36, 42 Full Pull

Power

PEK 20

Ceiling 20
 CF23WY, CF24WY, CF4

Festoons 20
 Festoon19, Festoon23

Base Power 20
 PEK4 (L or R)

Receptacles 20
 A, B, C, D

Receptacle Data Cover..... 20

Accessories

Pencil Drawer 21

Tool Rail Bars 21
 24,30,36,48

Paper Trays 21
 Binder Holder, Diagonal Tray, Vertical Tray

LED Lights 21
 TLN-LED, TLN-LED-24 & Cords

Tack Boards 21
 B Style- 16"H
 Widths: 24, 30, 36, 48

Keyboard Sets 21
 Value Set- AKAVALE
 Best Set- AKAMINICOBRASLIMFORM


PGHM Mullion 21
 BU and MT Finishes Only
 Widths: 24, 30, 36, 48, 60, 72

Seating 22

OPS	Elevation	OPS Value	
B1	B6	4008	3119
B2	B8	5688	3159
B3	B9	4032	
B4	D5	4019	
B5	C2		

Casegoods 23
 Hampton-Espresso and Warm Cherry

Desking 25
 BU and MT Finishes Only



Systems

Want a quality work station in five business days? We have you covered!



FINISHES

Panel Fabric: Pebble Creek
Trim/Base: MT
Work Surface/Edge: Hardrock Maple
Trackboard/Mullion: Colonial Downs



We remanufacture
the panel core,
connector core,
and overhead core.
Everything else is
new!




FINISHES

Panel Fabric: Colonial Downs
Paint/Base: MT
Work Surface/Edge: Antique White




FINISHES
Panel Fabric: Colonial Downs
Mullion Fabric: Pebble Creek
Paint/Base: MT
Work Surface/Edge: Hardrock Maple




FINISHES

Fabric: Grey Sky
Paint/Base: BU
Flipper Door: Painted BU
Work Surface/Edge: Folkstone Grey
Tackboard: Colonial Downs



Ships in just
**5 business
days!**



FINISHES

Fabric: Brown's Island
Paint/Base: BU
Work Surface/Edge: Hardrock Maple
Flipper Door: Painted BU
Tackboard: Colonial Downs



FINISHES

Fabric: Pebble Creek
Paint/Base: MT
Work Surface/Edge: Hardrock Maple






FINISHES

Fabric: Grey Sky

Paint/Base: BU

Work Surface/Edge: Hardrock Maple

Mullion: Frosted Glass



Desking



Our metal desking system offers more options and flexibility in the work place. With the variety of low storage options, paired with coordinating legs and overhead choices, this system proves exceptionally functional and can be easily integrated into any environment.

The clean designs and layout options provide a more contemporary look for any office environment.




FINISHES

Panel Fabric: Colonial Downs

Tackboard & Seat Cushion Fabric: Pebble Creek

Paint/Base: MT

Work Surface/Edge: Antique White




Storage & Accessories

Ensure your office is fully complete with the supplemental offerings Open Plan Systems provides. Complement your office with any of our Lightning Program options.



LED Light



Paper Management



Keyboard Sets



Open Shelf



B Style Flipper Door - Painted




Box/Box/File - Square Pull



Box/Box/File - Full Pull



2 Drawer Lateral File - Full Pull



Seating

Going to work just got more comfortable. Open Plan Systems continues to be driven by our quality, selection and value pricing! We understand the constant balance of employee satisfaction and cost savings. As with our systems, our seating line is offered at exceptional prices and guaranteed satisfaction. Comfort and style are never compromised!

Elevation



While the majority of your day is spent in the workplace, Open Plan Systems understands the importance of creating an environment conducive to your tasks. With the enhanced features and options of our Elevation Series, we have designed a line of upscale office chairs that will still fit your budget.



Value




Our OPS Value seating gets back to office chair basics. This series combines functionality and style at the lowest price points in the market. We engineered each item in the Value Series to be easy to use, a necessity in the busiest of work environments.




**5 business
days is all
it takes!**

Casegoods

Don't limit yourself to our work stations! Open Plan offers the popular Hampton Series as part of the Lightning Program! Hampton casegoods are offered in our Warm Cherry and Espresso finishes.



Espresso Finish



Warm Cherry Finish




FINISH OPTIONS

Choose from the below finishes to get your stations at the speed of light!


Fabrics, Trim and Base




Pebble Creek
MT Trim and Base Only



Brown's Island
BU Trim and Base Only



Colonial Downs
MT Trim and Base Only



Grey Sky
BU Trim and Base Only

Work Surface Options



Hardrock Maple
Surface and Edge



Antique White
Surface and Edge



Folkstone Grey
Surface and Edge




FINISHES

Panel Fabric: Brown's Island
Flipper Door: Painted BU
Paint/Base: BU
Work Surface/Edge: Antique White
Tackboard: Colonial Downs

Typical A: 53H- 6' x 6'

List: \$4,167/Station



Power:

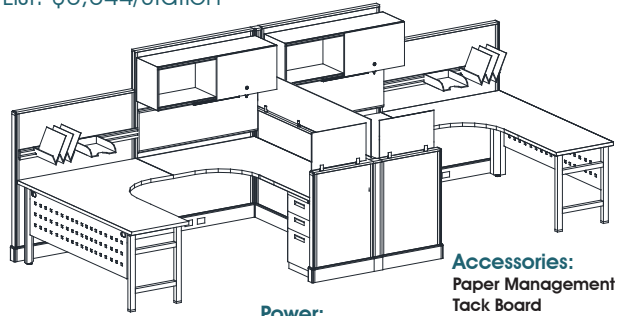
Power Down the spine
2 REC/Station
Base Feed

Accessories:

Paper Management
Pencil Drawer

Typical B: 39H, 53H & 67H- 6' x 8'

List: \$8,844/Station



Power:

Power Down the spine
2 REC/Station
Base Feed

Accessories:

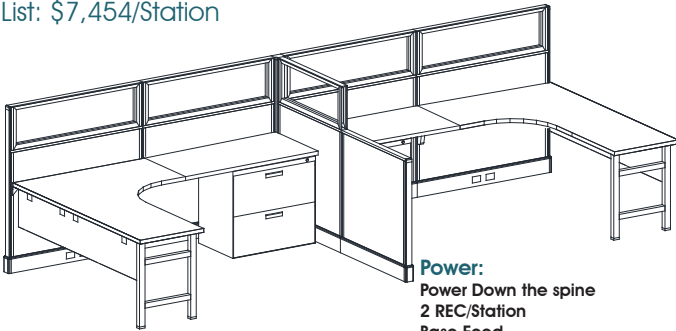
Paper Management
Tack Board

Storage

Box/Box/File - Square Pull
Storage Cabinet w/
Painted Sliding Door

Typical C: 39"H & 53"H- 6' x 8'

List: \$7,454/Station



Power:

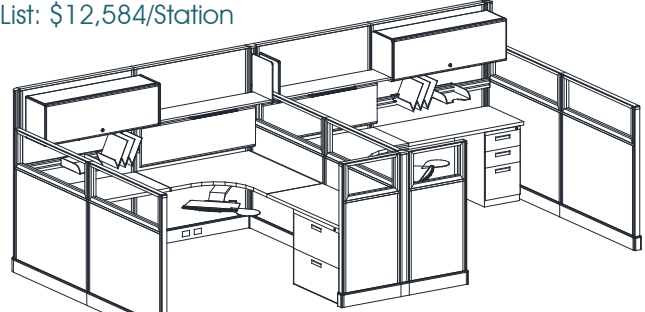
Power Down the spine
2 REC/Station
Base Feed

Storage

Lateral File - Square Pull

Typical D: 53"H & 67"H- 8' x 8'

List: \$12,584/Station



Power:

Power Down the spine
2 REC/Station
Base Feed

Accessories:

Paper Management
Tack Board
Keyboard Set
LED Lights

Storage

Box/Box/File - Square Pull
Flipper Door - Painted
Lateral File - Square Pull
Shelf

Typical E: 39"H & 53"H- 6' x 6'

List: \$8,153/Station



Power:

Power Down the spine
2 REC/Station
Base Feed

Accessories:

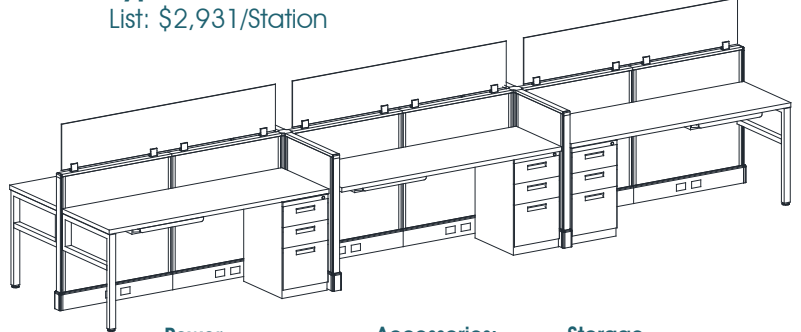
Paper Management
Keyboard Set

Storage

Box/Box/File - Square Pull
File/File - Square Pull

Typical F: 39"H - 2' x 6'

List: \$2,931/Station



Power:

Power Down the spine
2 REC/Station
Base Feed

Accessories:

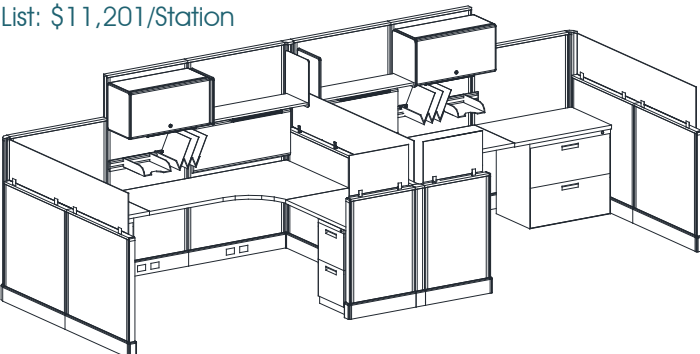
Pencil Drawer

Storage

Box/Box/File - Square Pull

Typical G: 39"H, 53"H & 67"H-- 6' x 8'-6"

List: \$11,201/Station



Power:

Power Down the spine
2 REC/Station
Base Feed

Accessories:

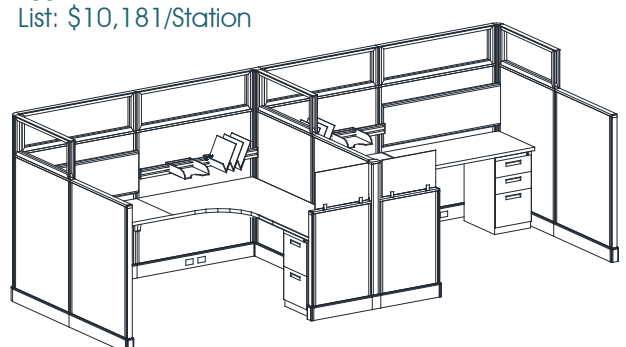
Paper Management

Storage

File/File - Square Pull
Lateral File - Square Pull
Shelf
Flipper Door - Painted

Typical H: 53"H, 39"H & 67"H- 6' x 8'

List: \$10,181/Station



Power:

Power Down the spine
2 REC/Station
Base Feed

Accessories:

Paper Management
Tack Board

Storage

File/File - Square Pull
Box/Box/File - Square Pull

PANELS

Fabric- Powered

Heights: 39, 47, 53, 67
Widths: 24, 30, 36, 48



39"H

SKU	Description	List
F3924P	39H x 24W Fabric Panel- Powered	\$665
F3930P	39H x 30W Fabric Panel- Powered	\$703
F3936P	39H x 36W Fabric Panel- Powered	\$760
F3948P	39H x 48W Fabric Panel- Powered	\$814

47"H

SKU	Description	List
F4724P	47H x 24W Fabric Panel- Powered	\$689
F4730P	47H x 30W Fabric Panel- Powered	\$738
F4736P	47H x 36W Fabric Panel- Powered	\$807
F4748P	47H x 48W Fabric Panel- Powered	\$885

53"H


SKU	Description	List
F5324P	53H x 24W Fabric Panel- Powered	\$698
F5330P	53H x 30W Fabric Panel- Powered	\$758
F5336P	53H x 36W Fabric Panel- Powered	\$842
F5348P	53H x 48W Fabric Panel- Powered	\$927

67"H

SKU	Description	List
F6724P	67H x 24W Fabric Panel- Powered	\$769
F6730P	67H x 30W Fabric Panel- Powered	\$833
F6736P	67H x 36W Fabric Panel- Powered	\$921
F6748P	67H x 48W Fabric Panel- Powered	\$1010

Fabric- Non-Powered

Heights: 39, 47, 53, 67
Widths: 24, 30, 36, 48



39"H

SKU	Description	List
F3924	39H x 24W Fabric Panel- with Base	\$403
F3930	39H x 30W Fabric Panel- with Base	\$441
F3936	39H x 36W Fabric Panel- with Base	\$500
F3948	39H x 48W Fabric Panel- with Base	\$552

47"H

SKU	Description	List
F4724	47H x 24W Fabric Panel- with Base	\$427
F4730	47H x 30W Fabric Panel- with Base	\$477
F4736	47H x 36W Fabric Panel- with Base	\$546
F4748	47H x 48W Fabric Panel- with Base	\$625

53"H

SKU	Description	List
F5324	53H x 24W Fabric Panel- with Base	\$437
F5330	53H x 30W Fabric Panel- with Base	\$496
F5336	53H x 36W Fabric Panel- with Base	\$580
F5348	53H x 48W Fabric Panel- with Base	\$667

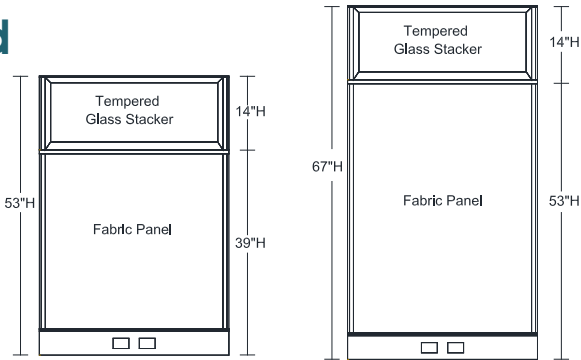
67"H

SKU	Description	List
F6724	67H x 24W Fabric Panel- with Base	\$507
F6730	67H x 30W Fabric Panel- with Base	\$571
F6736	67H x 36W Fabric Panel- with Base	\$659
F6748	67H x 48W Fabric Panel- with Base	\$748

PARTIAL GLAZED STACKERS

Powered

Heights: 53, 67
Widths: 24, 30, 36, 48



53"H

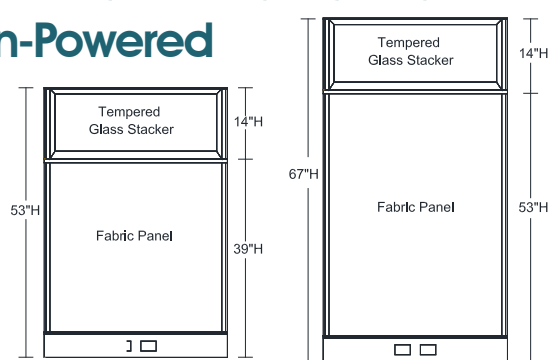
SKU	Description	List
PGSF5324P-3914	53 (39-14) x 24 Fabric Stack Glass Panel- Powered	\$1135
PGSF5330P-3914	53 (39-14) x 30 Fabric Stack Glass Panel- Powered	\$1185
PGSF5336P-3914	53 (39-14) x 36 Fabric Stack Glass Panel- Powered	\$1254
PGSF5348P-3914	53 (39-14) x 48 Fabric Stack Glass Panel- Powered	\$1453

67"H

SKU	Description	List
PGSF6724P-5314	67 (53-14) x 24 Fabric Stack Glass Panel- Powered	\$1168
PGSF6730P-5314	67 (53-14) x 30 Fabric Stack Glass Panel- Powered	\$1240
PGSF6736P-5314	67 (53-14) x 36 Fabric Stack Glass Panel- Powered	\$1336
PGSF6748P-5314	67 (53-14) x 48 Fabric Stack Glass Panel- Powered	\$1566

PARTIAL GLAZED STACKERS

Non-Powered



53"H

SKU	Description	List
PGSF5324-3914	53 (39-14) x 24 Fabric Stack Glass Panel- w/Base	\$873
PGSF5330-3914	53 (39-14) x 30 Fabric Stack Glass Panel- w/Base	\$923
PGSF5336-3914	53 (39-14) x 36 Fabric Stack Glass Panel- w/Base	\$994
PGSF5348-3914	53 (39-14) x 48 Fabric Stack Glass Panel- w/Base	\$1191

67"H

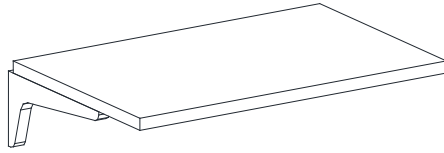
SKU	Description	List
PGSF6724-5314	67 (53-14) x 24 Fabric Stack Glass Panel- w/Base	\$907
PGSF6730-5314	67 (53-14) x 30 Fabric Stack Glass Panel- w/Base	\$978
PGSF6736-5314	67 (53-14) x 36 Fabric Stack Glass Panel- w/Base	\$1074
PGSF6748-5314	67 (53-14) x 48 Fabric Stack Glass Panel- w/Base	\$1306

WORK SURFACES

NOTE: Additional sizes available with an extended lead time

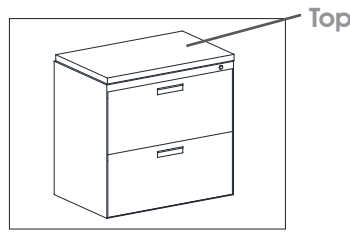
Rectangular

Depth: 24
Widths: 24, 30, 36, 48, 60, 72



SKU	Description	List
WS2424	Rectangular Work Surface- 24D x 24W	\$234
WS2430	Rectangular Work Surface- 24D x 30W	\$260
WS2436	Rectangular Work Surface- 24D x 36W	\$298
WS2448	Rectangular Work Surface- 24D x 48W	\$335
WS2460	Rectangular Work Surface- 24D x 60W	\$430
WS2472	Rectangular Work Surface- 24D x 72W	\$504

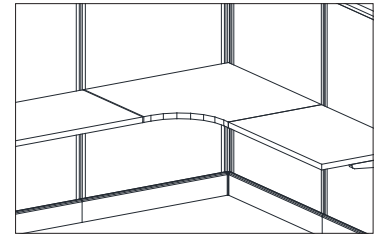
Lateral File Tops



SKU	Description	List
LATOP30	19-7/8D x 30W for 30" Lateral File	\$227
LATOP36	19-7/8D x 36W for 30" Lateral File	\$255
LATOP42	19-7/8D x 42W for 30" Lateral File	\$277
LATOP60	19-7/8D x 60W for two 30" Lateral Files	\$366

Curvilinear Corner

Depth: 24
Corner: 36 and 48

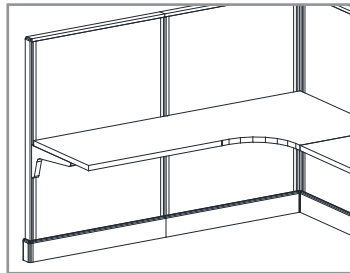


SKU	Description	List
CCWS363624	Curvilinear Corner Work Surface- 36 x 36 x 24	\$466
CCWS484824	Curvilinear Corner Work Surface- 48 x 48 x 24	\$547

EXTENDED CURVILINEAR CORNER WORK SURFACE

Depth: 24
Extension: 48, 60, 72

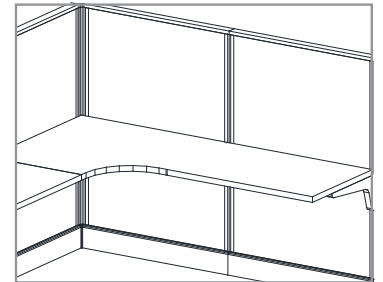
Left Extension



SKU	Description	48"	List
ECCWS362448L	Left Extended Curvilinear Corner Work Surface- 36 x 24 x 48		\$559
SKU	Description	60"	List
ECCWS362460L	Left Extended Curvilinear Corner Work Surface- 36 x 24 x 60		\$735
ECCWS482460L	Left Extended Curvilinear Corner Work Surface- 48 x 24 x 60		\$799
SKU	Description	72"	List
ECCWS362472L	Left Extended Curvilinear Corner Work Surface- 36 x 24 x 72		\$799
ECCWS482472L	Left Extended Curvilinear Corner Work Surface- 48 x 24 x 72		\$913

Depth: 24
Extension: 48, 60, 72

Right Extension

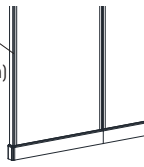


SKU	Description	48"	List
ECCWS362448R	Right Extended Curvilinear Corner Work Surface- 36 x 24 x 48		\$559
SKU	Description	60"	List
ECCWS362460R	Right Extended Curvilinear Corner Work Surface- 36 x 24 x 60		\$735
ECCWS482460R	Right Extended Curvilinear Corner Work Surface- 48 x 24 x 60		\$799
SKU	Description	72"	List
ECCWS362472R	Right Extended Curvilinear Corner Work Surface- 36 x 24 x 72		\$799
ECCWS482472R	Right Extended Curvilinear Corner Work Surface- 48 x 24 x 72		\$913

CONNECTORS

End Cap

(Adds 1/2" dimensional gain)



End Caps

Height: 39, 47, 53, 67

Description

These metal end caps finish the exposed end of a panel. The end cap height is the same as the exposed end panel height.

SKU	Description	List
EC39A2	End Cap with Base- 39H	\$52
EC47A2	End Cap with Base- 47H	\$55
EC53A2	End Cap with Base- 53H	\$57
EC67A2	End Cap with Base- 67H	\$59

Spacers w/Base

Height: 39, 47, 53, 67

Description

Spacers join two panels of equal or unequal heights in a straight line. They can compensate for dimensional gain in a panel run. If connecting panels of unequal heights, spacer height should equal height of higher panel.

Spacer
(Adds 3.5" dimensional gain)



SKU	Description	List
SPACE39A2	Spacer (180) with Base- 39H	\$135
SPACE47A2	Spacer (180) with Base- 47H	\$141
SPACE53A2	Spacer (180) with Base- 53H	\$148
SPACE67A2	Spacer (180) with Base- 67H	\$167

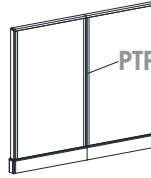
Panel to Panel -PTP (Draw Rod)

Height: 34, 42, 48, 62

Description

This draw rod connects panels of equal or unequal heights in a straight line. Unequal heights in a straight line also require a Change of Height connector. (COH)

PTP



SKU	Description	List
PTP34	Panel to Panel Connector- 34H	\$23
PTP42	Panel to Panel Connector- 42H	\$23
PTP48	Panel to Panel Connector- 48H	\$24
PTP62	Panel to Panel Connector- 62H	\$24

Wall Start (TC)

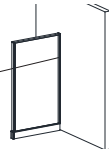
Height: 34, 42, 48, 62

Description

Wall starts are used to connect a panel to an architectural wall or column. They do not include the 5" base height.

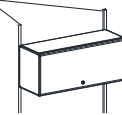
Wall Start

(Adds 13/16" dimensional gain)



SKU	Description	List
TC34	Wall Starter for 39H Panels- w/PTP34	\$55
TC42	Wall Starter for 47H Panels- w/PTP42	\$55
TC48	Wall Starter for 53H Panels- w/PTP48	\$55
TC62	Wall Starter for 67H Panels w/PTP62	\$60

Wall Track




Wall Track

Description

These wall strips attach to a structural wall for the purpose of hanging components.

SKU	Description	List
WALLTRACK72	Wall Track (No Hardware Included)-72H	\$62
WALLTRACK84	Wall Track (No Hardware Included)- 84H	\$64

2 Way 90
(Adds 3.5" dimensional gain)



2 Way 90 Connector

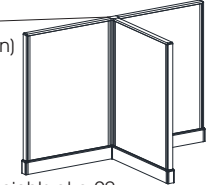
Height: 39, 47, 53, 67

Description

These connectors join two panels of equal or unequal heights at a 90 degree angle. If connecting panels of unequal heights, connector height should equal height of higher panel.

SKU	Description	List
2WY39A2	2 Way Connector with Base- 39H	\$112
2WY47A2	2 Way Connector with Base- 47H	\$125
2WY53A2	2 Way Connector with Base- 53H	\$132
2WY67A2	2 Way Connector with Base- 67H	\$143

3 Way 90
(Adds 3.5" dimensional gain)



3 Way 90 Connector

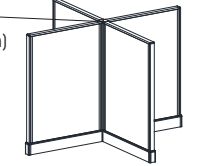
Height: 39, 47, 53, 67

Description

These connectors join three panels of equal or unequal heights at a 90 degree angle. If connecting panels of unequal heights, connector height should equal height of higher panel.

SKU	Description	List
3WY39A2	3 Way Connector with Base- 39H	\$203
3WY47A2	3 Way Connector with Base- 47H	\$216
3WY53A2	3 Way Connector with Base- 53H	\$232
3WY67A2	3 Way Connector with Base- 67H	\$252

4 Way 90
(Adds 3.5" dimensional gain)



4 Way

Height: 39, 47, 53, 67

Description

These connectors join four panels of equal or unequal heights at a 90 degree angle. If connecting panels of unequal heights, connector height should equal height of higher panel.

SKU	Description	List
4WY39A2	4 Way Connector with Base- 39H	\$253
4WY47A2	4 Way Connector with Base- 47H	\$271
4WY53A2	4 Way Connector with Base- 53H	\$294
4WY67A2	4 Way Connector with Base- 67H	\$324

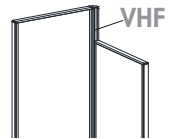
Variable Height Filler (VHF)

Description

When two panels of unequal heights are joining at a connector, a VHF is used to cover the exposed end of the panel.

SKU	Description	List
VHF	Variable Height Filler- Panel to Connector	\$28

NOTE: Maximum VHF of 48"

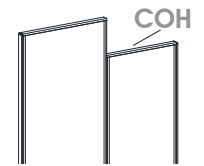


Change of Height (COH)

Description

When two panels of unequal heights are joining in a straight line, a COH is used to cover the exposed end of the panel.

SKU	Description	List
COH	Change of Height filler	\$28



IADLE LEGS

NOTE: Lightning Program Table Legs available in BU and MT Paint only

Center Leg

*Shown with Modesty Panel



SKU	Description	List
CENLEG	Center Leg	\$347

Finish: BU and MT Only

C-Leg



CLEGL Shown

SKU	Description	List
CLEGL	C-Leg (Left) for 24" WS, Accepts Modesty Panel	\$347
CLEGR	C-Leg (Right) for 24" WS, Accepts Modesty Panel	\$347

Finish: BU and MT Only

Post Leg



SKU	Description	List
R.CR	2" Post Leg	\$212

Finish: BU and MT Only

Square Leg



SKU	Description	List
SQLEG	2"W x 2.75"H Square Desk Leg	\$212

Finish: BU and MT Only

Work Surface Support Panel



SKU	Description	List
WSSP24	2"W x 2.75"H Square Desk Leg	\$212

Finish: BU and MT Only

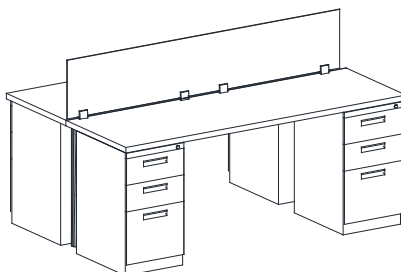
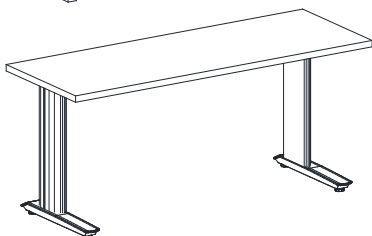
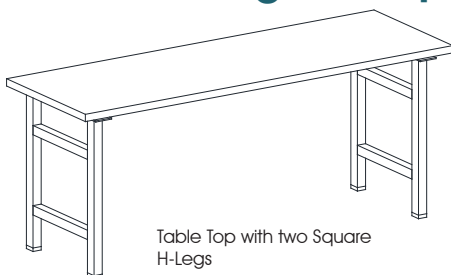
NOTE: Work Surface Support Panel attaches with bracket

TABLE TOPS

Note: Table tops are work surfaces without cantilevers.

SKU	Description	List
TT2436	24 x 36 Training Table Top (No hardware/base included)	\$255
TT2448	24 x 48 Training Table Top (No hardware/base included)	\$294
TT2460	24 x 60 Training Table Top (No hardware/base included)	\$366
TT2472	24 x 72 Training Table Top (No hardware/base included)	\$442

Freestanding Examples



H-Leg



SKU	Description	List
HLEG	H-Leg for 24" Work Surface	\$295

Finish: BU and MT Only

Square H-Leg



SKU	Description	List
HLEGS	Square H-Leg for 24"D Surface	\$295

Finish: BU and MT Only

Column Leg



SKU	Description	List
CS4	4" Column Support	\$223

Finish: BU and MT Only

Corner Leg



SKU	Description	List
CRNRLEG	Corner Leg, 90 deg	\$284

Finish: BU and MT Only

P-Leg



SKU	Description	List
PLEGL	P-Leg for 24"D Surface- Left	\$295
PLEGR	P-Leg for 30"D Surface- Right	\$295

Finish: BU and MT Only

Modesty Panel

Shown with C-Legs & Table Top



SKU	Description	List
MODPNL36	Modesty Panel for 36" Work Surface	\$237
MODPNL48	Modesty Panel for 48" Work Surface	\$299
MODPNL60	Modesty Panel for 50" Work Surface	\$398
MODPNL66	Modesty Panel for 66" Work Surface	\$444
MODPNL72	Modesty Panel for 72" Work Surface	\$492

Finish: BU and MT Only

STORAGE

B-Style Flipper Door-Painted

Widths: 24, 30, 36, 48



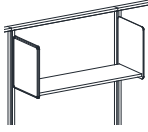
Description:

B Style Flipper Doors have a radiused edge and an aesthetic appeal.

SKU	Description	List
FDU2412P	24 x 12 Flipper Door Unit- B Style- Painted	\$405
FDU3012P	30 x 12 Flipper Door Unit- B Style- Painted	\$428
FDU3612P	36 x 12 Flipper Door Unit- B Style- Painted	\$464
FDU4812P	48 x 12 Flipper Door Unit- B Style- Painted	\$527

Shelf Unit

Widths: 24, 30, 36, 48

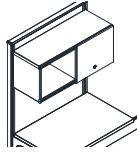


SKU	Description	List
SH2412B	24 x 12 Shelf Unit- B Style	\$167
SH3012B	30 x 12 Shelf Unit- B Style	\$173
SH3612B	36 x 12 Shelf Unit- B Style	\$181
SH4812B	48 x 12 Shelf Unit- B Style	\$198

NOTE: The underside of the shelf accepts a task light. Attachment hardware is included. Shipped knocked down.

NOTE: Full height shelves are 15"H.

Metal Storage Cabinet w/Metal Sliding Door



SKU	Description	List
SDCAB24-MD	24"W x 14"D Metal Storage Cabinet w/Metal Sliding Door	\$342
SDCAB30-MD	30"W x 14"D Metal Storage Cabinet w/Metal Sliding Door	\$362
SDCAB36-MD	36"W x 14"D Metal Storage Cabinet w/Metal Sliding Door	\$390
SDCAB48-MD	48"W x 14"D Metal Storage Cabinet w/Metal Sliding Door	\$444
SDCAB60-MD	60"W x 14"D Metal Storage Cabinet w/Metal Sliding Door	\$496

POWER

NOTE: Please refer to our Installation Manual for Electrical details.

CF24WY shown in Right picture.



Ceiling Power

Description:

Ceiling power entry connects a ceiling's electrical supply to the end of a frame run. It distributes up to 4 20-amp circuits. The power entry has a 10'-high pole that can be field cut to the appropriate length, ceiling trim, connecting hardware, conduit, and a factory-installed electrical harness. The V2 power entry plugs into the end of the harness; V1 plugs into a receptacle location. The power entry is UL listed.

SKU	Description	List
CF23WY	4 Circuit Ceiling Power 2" x 2" Pole, 3WY	\$650
CF24WY	4 Circuit Ceiling Power 2" x 2" Pole, 4WY	\$650
CF4	4 Circuit Ceiling Power 4" x 4" Pole	\$650

Festoons

SKU	Description	List
FESTOON19	19" Power Festoon for Panel to Panel Connection	\$65
FESTOON23	23" Power Festoon for Panel through Connector	\$75

NOTE: Festoons are only specified or needed with V1 power. Festoons are included when ordering powered panels. All Lightning Program power is V1.

Structural Pedestals




SKU	Description	List
FF-SP	File, File, Square Pull, 20"D, No Top	\$625
BBF- SP	Box, Box, File, Square Pull, 20"D, No Top	\$625
FF-FP	File, File, Full Pull, 23"D, No Top	\$685
BBF-FP	Box, Box, File, Full Pull, 23"D, No Top	\$685
FF-FP-21	File, File, Full Pull, 21"D, No Top	\$625
BBF-FP-21	Box, Box, File, Full Pull, 21"D, No Top	\$625

NOTE: Locking metal pedestal supports work surfaces. Locks are included.

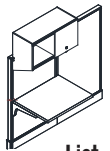
2 Drawer Lateral File

Square & Full Pull



SKU	Description	List
LF2-30-SP	30" Lateral File, Square Pull, 2 Drawer	\$1250
LF2-30-FP	30" Lateral File, Full Pull, 2 Drawer	\$1250
LF2-36-FP	36" Lateral File, Full Pull, 2 Drawer	\$1350
LF2-42-FP	42" Lateral File, Full Pull, 2 Drawer	\$1595

NOTE: Locking freestanding lateral file accommodates letter, A4, and legal files. Full extension steel ball-bearing slides, with safety interlock system that allows for only one drawer to open at a time.



Metal Upmount Storage Cabinet w/Metal Sliding Door

SKU	Description	List
SDCAB24UM-MD	24"W x 14"D Upmount Metal Storage Cab w/ Metal Sliding Door	\$469
SDCAB30UM-MD	30"W x 14"D Upmount Metal Storage Cab w/ Metal Sliding Door	\$499
SDCAB36UM-MD	36"W x 14"D Upmount Metal Storage Cab w/ Metal Sliding Door	\$529
SDCAB48UM-MD	48"W x 14"D Upmount Metal Storage Cab w/ Metal Sliding Door	\$599
SDCAB60UM-MD	60"W x 14"D Upmount Metal Storage Cab w/ Metal Sliding Door	\$669

Base Power

Description:

Base power entry connects a building's electrical supply from a wall, floor, or column to the base of a powered frame/panel. It plugs directly into a receptacle location on the frame's base to distribute up to 4 20-amp circuits. The power entry is manufactured in a right or left hand. It is UL listed.



SKU	Description	List
PEK4 (L or R)	4 Circuit Base Power Entry Kit	\$450

NOTE: Licensed electrician must wire power entry.

Receptacles

SKU	Description	List
REC/A	A Circuit Duplex Receptacle	\$39
REC/B	B Circuit Duplex Receptacle	\$39
REC/C	C Circuit Duplex Receptacle	\$39
REC/D	D Circuit Duplex Receptacle	\$39

Receptacle Data Cover

SKU	Description	List
-----	-------------	------


ACCESSORIES

Pencil Drawer



SKU	Description	List
PDN	Pencil Drawer, New, Black Only	\$92

LED Lights



SKU	Description	List
TLN-LED	24" LED Task Light with LPS Power Supply	\$329
TLN-LED-24	24" LED Light Only	\$205

Cord Management

SKU	Description	List
TLCM	Task light cord manager (BU only) 4'	\$18

LED Cords

SKU	Description	List
TLN-LED-19	Connection cord for joining two lights under adjacent shelf	\$12.95
TLN-LED-6	Connection cord for joining two lights under same shelf	\$9.95

NOTE: *LPS Power can supply up to four lights with optional 6" or 19" cords

KEYBOARD SETS

VALUE SET



Set SKU	Description	Set List
AKAVALUE	Our most popular set.	\$395

Set Includes:

SKU	Description	List
(Arm) WKARMEZS	21" track; 360° swivel; knobless +/- 15° tilt; 5.25" spring-assisted height adjustment	\$269
(Tray) WKTRAYVALUE	20" wide tray; vinyl-coated MDF material; leatherette-covered wrist rest; mouse tray with swivel function (can be used left or right handed)	\$169

PGHM Mullions

*NOTE: Nickel and Painted PGHM prices are the same


Fabric and Clear Tempered Glass

Change .x to F for Fabric, G for Clear Tempered Glass or P for Plexiglass.

SKU	Description	List
PGHM24.x	Panel Mount F, G or P Screen 14H x 22W	\$285
PGHM30.x	Panel Mount F, G or P Screen 14H x 28W	\$305
PGHM36.x	Panel Mount F, G or P Screen 14H x 34W	\$325
PGHM48.x	Panel Mount F, G or P Screen 14H x 46W	\$365
PGHM60.x	Panel Mount F, G or P Screen 14H x 58W	\$385
PGHM72.x	Panel Mount F, G or P Screen 14H x 70W	\$405

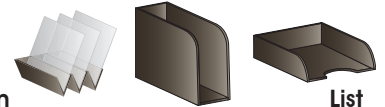


Tool Rail Bar



SKU	Description	List
TRB24	24" Tool Rail Bar	\$80
TRB30	30" Tool Rail Bar	\$88
TRB36	36" Tool Rail Bar	\$94
TRB48	48" Tool Rail Bar	\$109

Paper Trays



SKU	Description	List
TRBBH	Binder Holder	\$55
TRBDPT	Diagonal Paper Tray	\$92
TRBVPT	Vertical Paper Tray	\$55

B Style Tackboard - 16"H

SKU	Description	List
TB24B	24W x 16H Tack board - B Style	\$160
TB30B	30W x 16H Tack board - B Style	\$167
TB36B	36W x 16H Tack board - B Style	\$179
TB48B	48W x 16H Tack board - B Style	\$199

BEST SET



Set SKU	Description	List
AKAMINICOBRASLIMFORM	Named our Best Set for a reason.	\$725

Set Includes:

SKU	Description	List
(Arm) WKARMINICOBRA	21" track; 360° swivel; soft touch wheel with +10°/-20° tilt; 8" height adjustment	\$450
(Tray) WKTRAY19	20" wide tray; graphite gray MDF material; foam wrist rest; mouse tray with gel mouse pad and fence (can be used left or right handed)	\$299

Frosted Glass



SKU	Description	List
PGHM24.FG	Panel Mount Frosted Tempered Glass Screen 14H x 22W	\$314
PGHM30.FG	Panel Mount Frosted Tempered Glass Screen 14H x 28W	\$336
PGHM36.FG	Panel Mount Frosted Tempered Glass Screen 14H x 34W	\$358
PGHM48.FG	Panel Mount Frosted Tempered Glass Screen 14H x 46W	\$402
PGHM60.FG	Panel Mount Frosted Tempered Glass Screen 14H x 58W	\$424
PGHM72.FG	Panel Mount Frosted Tempered Glass Screen 14H x 70W	\$446

SEATING

OPS VALUE

Quality Chairs at our lowest prices

These four OPS value chairs offer both quality and affordability, perfect for customers with budget constraints.

Manager Chair

SKU	Description	List
OPS4008	Fabric Seat, Light Gray Mesh Back, Ratchet Back, Seat Slide, Adjustable Arms	\$430



Manager Chair

SKU	Description	List
OPS5688	Fabric Seat, Light Gray Mesh Back, Seat Slide, Adjustable Arms	\$350



Manager Chair

SKU	Description	List
OPS4032	Fabric Seat, Light Gray Mesh Back, Adjustable Arms	\$250



OPS ELEVATION

Taking seating to a higher level

Our Elevation chairs showcase our best seating offerings, with upgraded features and outstanding performance.

B1

SKU	Description	List
OPS-B1	Dark Gray Mesh Seat, Dark Gray Mesh Back, Ratchet Back, Seat Slide, Adjustable Arms	\$429
OPS-B1FS	Black Fabric Seat, Dark Gray Mesh Back, Ratchet Back, Seat Slide, Adjustable Arms	\$429

OPS-B1
Mesh Seat &
Back



OPS-B1FS:
Fabric Seat,
Mesh Back

B2

SKU	Description	List
OPS-B2	Dark Gray Mesh Seat, Dark Gray Mesh Back, Seat Slide, Adjustable Arms	\$409



B3

SKU	Description	List
OPS-B3	Dark Gray Mesh Seat, Dark Gray Mesh Back, Ratchet Back, Seat Slide, Removable Headrest, Adjustable Arms	\$625



B4

SKU	Description	List
OPS-B4	Black Pleather Seat, Black Plastic Back, Seat Slide, Adjustable Arms	\$575



B6

SKU	Description	List
OPS-B6	Black Fabric Seat, Dark Gray Mesh Back, Ratchet Back, Seat Slide, Adjustable Arms	\$575



Manager Chair

SKU	Description	List
OPS4019	Fabric Seat, Light Gray Mesh Back, Adjustable Arms	\$290



Nesting Chair

SKU	Description	List
OPS3159	Nesting Chair w/Casters- Fabric Seat, Light Gray Mesh Back, Packed 4/Carton	\$169



NOTE: Chairs must be purchased in packages of four, but are priced individually.

Guest Chair

SKU	Description	List
OPS3119	Guest Chair, Fabric Seat, Light Gray Mesh Back, Packed 4/Carton	\$195



NOTE: Chairs must be purchased in packages of four, but are priced individually.

B8

SKU	Description	List
OPS-B8	Dark Gray Mesh Back, Dark Gray Mesh Seat, Ratchet Back, Seat Slide, Adjustable Arms	\$429



B9

SKU	Description	List
OPS-B9	Dark Gray Mesh Back, Dark Gray Mesh Seat, Ratchet Back, Seat Slide, Adjustable Arms	\$575



C2

SKU	Description	List
OPS-C2	Guest Chair, Dark Gray Mesh Back, Dark Gray Mesh Seat, Black Base	\$449



D5

SKU	Description	List
OPS-D5	Fabric Seat, Dark Gray Mesh Back, Seat Slide	\$349



HAMPTON SERIES

Espresso or Warm Cherry Finish

Executive Desk w/Full Pedestals



SKU	Description	List
E-ED7236	72W x 36D x 30H Hampton Executive Desk w/ Full Pedestals- Espresso Finish	\$1489
E-ED6630	66W x 30D x 30H Hampton Executive Desk w/ Full Pedestals- Espresso Finish	\$1385
E-ED6030	60W x 30D x 30H Hampton Executive Desk w/ Full Pedestals- Espresso Finish	\$1303

Executive Desk w/Hanging Pedestals



SKU	Description	List
E-ED7236HP	72W x 36D x 30H Hampton Executive Desk w/ Hanging Pedestals- Espresso Finish	\$1378
E-ED6630HP	66W x 30D x 30H Hampton Executive Desk w/ Hanging Pedestals- Espresso Finish	\$1274
E-ED6030HP	60W x 30D x 30H Hampton Executive Desk w/ Hanging Pedestals- Espresso Finish	\$1192

Executive Desk w/Single Hanging Pedestals



SKU	Description	List
E-ED6630SHP	66W x 30D x 30H Hampton Executive Desk w/ Single B/F Hanging Pedestal- Espresso Finish	\$899
E-ED6030SHP	60W x 30D x 30H Hampton Executive Desk w/ Single B/F Hanging Pedestal- Espresso Finish	\$817

Bowfront Desk w/Full Pedestals



SKU	Description	List
E-BD7242	72W x 42D x 30H Hampton Bowfront Desk w/ Full Pedestals- Espresso Finish	\$1510

Bowfront Desk w/Hanging Pedestals



SKU	Description	List
E-BD7242HP	72W x 42D x 30H Hampton Bowfront Desk w/ Hanging Pedestals- Espresso Finish	\$1399

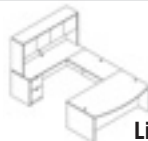
Kneespace Credenza w/ Full Pedestals



SKU	Description	List
E-KC7224	72W x 24D x 30H Hampton Kneespace Credenza w/Full Pedestals- Espresso Finish	\$1377
E-KC6624	66W x 24D x 30H Hampton Kneespace Credenza w/Full Pedestals- Espresso Finish	\$1310

Bowfront U-Shaped Desk & Hutch

(Wood Doors) Reversible

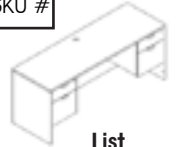


SKU	Description	List
E-UBH72114WD	72W x 114D x 30H Hampton Bowfront U-Shaped Desk & Hutch- Wood Doors (Reversible)- Espresso Finish	\$3236
E-UBH72108WD	72W x 108D x 30H Same As Above With 42" Bridge	\$3223

*All SKU's shown with Espresso Finish (E-)

*For Warm Cherry Finish, substitute (WC-) for (E-) in the SKU #

Kneespace Credenza w/Hanging Pedestals



SKU	Description	List
E-KC7224HP	72W x 24D x 30H Hampton Kneespace Credenza w/Hanging Pedestals- Espresso Finish	\$1266
E-KC6624HP	66W x 24D x 30H Hampton Kneespace Credenza w/Hanging Pedestals- Espresso Finish	\$1199

Straight Front L-Desk - Reversible



SKU	Description	List
E-LD7284LR	72W x 84D x 30H Hampton Straight Front L-Desk- Reversible- Espresso Finish	\$1924
E-LD6678LR	66W x 78D x 30H Hampton Straight Front L-Desk- Reversible- Espresso Finish	\$1820

Bowfront L-Desk - Reversible



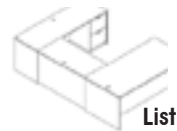
SKU	Description	List
E-LBD7290LR	72W x 90D x 30H Hampton Bowfront L-Desk- Reversible- Espresso Finish	\$1945

P-Shaped L-Desk



SKU	Description	List
E-LPD7284LR	72W x 84D x 30H Hampton P-Shaped L-Desk- Reversible- Espresso Finish	\$1517

U-Shaped Desk - Reversible



SKU	Description	List
E-U72108LR	72W x 108D x 30H Hampton U-Shaped Desk- Reversible- Espresso Finish	\$2329
E-U72102LR	72W x 102D x 30H Same As Above With 42" Bridge	\$2316

Bowfront U-Shaped Desk - Reversible



SKU	Description	List
E-UB72114LR	72W x 114D x 30H Hampton Bowfront U-Shaped Desk- Reversible- Espresso Finish	\$2350
E-UB72108LR	72W x 108D x 30H Same As Above With 42" Bridge	\$2337

U-Shaped Desk, P-Desk & Hutch

(Wood Doors)



SKU	Description	List
E-UPH72108WD	72W x 108D x 30H Hampton U-Shaped P-Desk & Hutch- Wood Doors (Reversible)- Espresso Finish	\$2808
E-UPH72102WD	72W x 102D x 30H Same As Above With 42" Bridge	\$2795

Wood Doors) Reversible



SKU	Description	List
E-UBW72114WD	72W x 114D x 30H Hampton Bowfront U-Shaped Desk & Hutch (Wood Doors), Storage Wardrobe (Reversible)- Espresso Finish	\$4376
E-UBW72108WD	72W x 108D x 30H Same As Above With 42" Bridge	\$4363

Upgrade hutch doors to aluminum framed frosted glass for an additional \$187 (Change SKU from WD to GD)

J-Shaped Desk & Hutch

Wood Doors) Reversible



SKU	Description	List
E-UH72108WD	72W x 108D x 30H Hampton U-Shaped Desk & Hutch- Wood Doors (Reversible)- Espresso Finish	\$3215
E-UH72102WD	72W x 102D x 30H Same As Above With 42" Bridge	\$3202
E-UH66102WD	66W x 108D x 30H Hampton U-Shaped Desk & Hutch- Wood Doors (Reversible)- Espresso Finish	\$2849
E-UH6696WD	66W x 96D x 30H Same As Above With 42" Bridge	\$2836

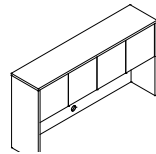
Upgrade 71" hutch doors to aluminum framed frosted glass for an additional \$187 (Change SKU from WD to GD)

66"W Hutch available with wood doors only

Open Hutch - 36" Wide



SKU	Description	List
E-H3614	35W x 14D x 36H Hampton Open Hutch- Espresso Finish	\$393



Hutch (See Door Options)

SKU	Description	List
E-H7116GD	71W x 15D x 36H Hampton Hutch with Aluminum Framed Glass Doors- Espresso Finish	\$1073
E-H7116WD	71W x 15D x 36H Hampton Hutch with Wood Doors	\$886
E-H6616WD	66W x 15D x 36H Hampton Hutch with Wood Doors	\$691

*E-H6616WD comes standard with wood door option only

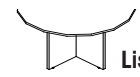
Components for E-H7116GD

Hutch (No Doors)	E-H7116	71W x 15D x 36H Hutch without doors	\$700
Alum. Framed Glass Doors	C-ALUM	Aluminum Framed Doors w/Frosted Glass- 4 Pack	\$373

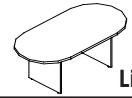
Components for E-H7116WD

Hutch (No Doors)	E-H7116	71W x 15D x 36H Hutch without doors	\$700
Wood Doors	E-DR7116WD	Laminate Doors- 4 Pack	\$186

SKU	Description	List
E-RT42	42" Diameter Hampton Round Conference Table- Espresso Finish	\$566
E-RT48	48" Diameter Hampton Round Conference Table- Espresso Finish	\$580



Racetrack Conference Table



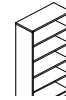
SKU	Description	List
E-CT7236	72W x 36D x 30H Hampton Racetrack Conference Table- Espresso Finish	\$897
E-CT9642	96W x 42D x 30H Hampton Racetrack Conference Table- Espresso Finish	\$1173
E-CT12047	120W x 47D x 30H Hampton Racetrack Conference Table- Espresso Finish (2 Piece Top)	\$1504

Storage Wardrobe



SKU	Description	List
E-WS2465	24W x 24D x 65H Hampton Storage Wardrobe with Two File Drawers	\$1140

5 Shelf Bookcase



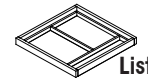
SKU	Description	List
E-B3266	32W x 14D x 66H Hampton 5 Shelf Bookcase- Espresso Finish	\$510

3 Shelf Bookcase



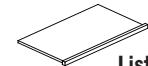
SKU	Description	List
E-B3241	32W x 14D x 41H Hampton 3 Shelf Bookcase- Espresso Finish	\$390

Center Drawer



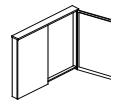
SKU	Description	List
E-CD2415	24W x 15D x 2.5H Hampton Center Drawer	\$120

Keyboard Tray



SKU	Description	List
E-KB2414	24W x 14D x 1.25H Hampton Keyboard Tray	\$112

Presentation Cabinet



SKU	Description	List
E-PB4747	47W x 4.75D x 47H Hampton Presentation Cabinet- Espresso Finish	\$740

Tackboard for Hutch



SKU	Description	List
TB6614	Tackboard for 66" Hutch- B-Style	\$262
TB7114	Tackboard for 71" Hutch- B-Style	\$278

Reception Desk Shell



SKU	Description	List
E-RD7236	71W x 35.5D x 42H Reception Desk Shell w/Transaction Top	\$842

NOTE: *Can be used as freestanding unit

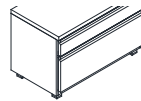
Reception Return (Reversible)



SKU	Description	List
-----	-------------	------

Desking

Low Storage, Two Drawer, Metal



SKU	Description	List
DS-2D-30-FP-M	30"W x 20"D x 24"H Low Storage, Metal 2 Drawer, Full Pull	\$1595
DS-2D-36-FP-M	36"W x 20"D x 24"H Low Storage, Metal 2 Drawer, Full Pull	\$1795
DS-2D-42-FP-M	42"W x 20"D x 24"H Low Storage, Metal 2 Drawer, Full Pull	\$1895


NOTE: *Optional Seat Cushion and Laminate Top



Low Storage, Open Shelf, Metal

SKU	Description	List
DS-SH-30-M	30"W x 20"D x 24"H Low Storage, Metal Open Shelf	\$999
DS-SH-36-M	36"W x 20"D x 24"H Low Storage, Metal Open Shelf	\$1099
DS-SH-42-M	42"W x 20"D x 24"H Low Storage, Metal Open Shelf	\$1199

NOTE: *Optional Seat Cushion and Laminate Top



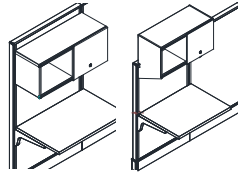
Low Storage, Sliding Door, Metal

SKU	Description	List
DS-SD-30-M	30"W x 20"D x 24"H Low Storage, Metal Sliding Door	\$1199
DS-SD-36-M	36"W x 20"D x 24"H Low Storage, Metal Sliding Door	\$1299
DS-SD-42-M	42"W x 20"D x 24"H Low Storage, Metal Sliding Door	\$1399

NOTE: *Optional Seat Cushion and Laminate Top

Storage Cabinet w/ Sliding Door

Standard (L) & Upmount (R)



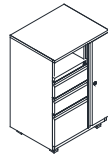
Metal Storage Cabinet w/Metal Sliding Door

SDCAB24-MD	24"W x 14"D Metal Storage Cabinet w/Metal Sliding Door	\$342
SDCAB30-MD	30"W x 14"D Metal Storage Cabinet w/Metal Sliding Door	\$362
SDCAB36-MD	36"W x 14"D Metal Storage Cabinet w/Metal Sliding Door	\$390
SDCAB48-MD	48"W x 14"D Metal Storage Cabinet w/Metal Sliding Door	\$444
SDCAB60-MD	60"W x 14"D Metal Storage Cabinet w/Metal Sliding Door	\$496

Metal Upmount Storage Cabinet w/Metal Sliding Door

SDCAB24UM-MD	24"W x 14"D Upmount Metal Storage Cab w/Metal Sliding Door	\$469
SDCAB30UM-MD	30"W x 14"D Upmount Metal Storage Cab w/Metal Sliding Door	\$499
SDCAB36UM-MD	36"W x 14"D Upmount Metal Storage Cab w/Metal Sliding Door	\$529
SDCAB48UM-MD	48"W x 14"D Upmount Metal Storage Cab w/Metal Sliding Door	\$599
SDCAB60UM-MD	60"W x 14"D Upmount Metal Storage Cab w/Metal Sliding Door	\$669

37"H Storage Tower (Not Handed)



SKU	Description	List
DS-ST2437-M	24"W x 20"D x 37"H Metal Storage Tower	\$2350

NOTE: *Full Pull w/ Square Legs



51"H Storage tower (Handed L&R)

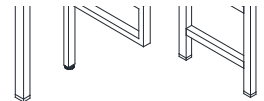
SKU	Description	List
DS-ST2451L-M	24"W x 20"D x 51"H Metal Storage Tower- Left	\$2550
DS-ST2451R-M	24"W x 20"D x 51"H Metal Storage Tower- Right	\$2550

NOTE: *Full Pull w/Square Legs

*L= Wardrobe on Left

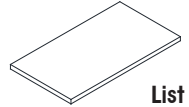
*R= Wardrobe on Right

New Desk Legs



SKU	Description	List
SQLLEG	2"W x 27.5"H Square Desk Leg	\$212
HLEGS	Square H-Leg for 24"D Surface	\$295
PLEGL	P-Leg for 24"D Surface- Left	\$295
PLEGR	P-Leg for 24"D Surface- Right	\$295

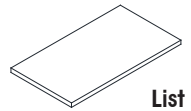
Laminate Top



SKU	Description	List
TT2030	20"D x 30"W Laminate Top for Low Storage	\$237
TT2036	20"D x 36"W Laminate Top for Low Storage	\$255
TT2042	20"D x 42"W Laminate Top for Low Storage	\$277
TT2048	20"D x 48"W Laminate Top for Low Storage	\$294
TT2060	20"D x 60"W Laminate Top for Low Storage	\$366
TT2066	20"D x 66"W Laminate Top for Low Storage	\$393
TT2072	20"D x 72"W Laminate Top for Low Storage	\$442

NOTE: *Available in 30, 36, 42, 48, 60, 66 and 72" Widths

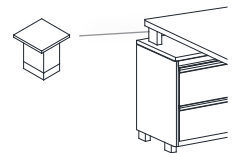
Seat Cushion



SKU	Description	List
DS-SC30	30"W Seat Cushion for Low Storage	\$169
DS-SC36	36"W Seat Cushion for Low Storage	\$199
DS-SC42	42"W Seat Cushion for Low Storage	\$239
DS-SC48	48"W Seat Cushion for Low Storage	\$269
DS-SC60	60"W Seat Cushion for Low Storage	\$339
DS-SC66	66"W Seat Cushion for Low Storage	\$369
DS-SC72	72"W Seat Cushion for Low Storage	\$399

NOTE: *Available in 30, 36, 42, 48, 60, 66 and 72" Widths

Docking Leg

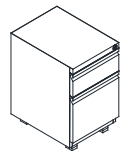


SKU	Description	List
DOCKLEG	3"H Docking Leg for Desking w/Adjustable Glide for Desking	\$47.50
DOCKLEG-E	4-1/4" Docking Leg- Extended for Desking w/ Adjustable Glide	\$52.50

NOTE: Used on top of low storage to support a surface



NOTE: If a laminate top is used on top of the low storage, a standard DOCKLEG is needed. If a laminate top is not used on top of the low storage, an extended docking leg is needed.

Box/File Pedestal



SKU	Description	List
DS-BF-FP-M	Low Metal Box/File- Full Pull	\$787

NOTE: *Full Pull w/ Square Legs



OPS2 System | New & Remanufactured | OPS2 Tile | Modular Walls | Seating | Casegoods | File Storage & Accessories

All content is subject to change. For the most current revision, visit www.openplan.com.



4700 Deepwater Terminal Road | Richmond, VA 23234 | 844.OPS.OPS1
www.openplan.com | sales@openplan.com

© 2014 Open Plan Systems

06.20.2014/Lightning Program/2500