



OFFICE STAR PRODUCTS

LIST PRICER - JANUARY 2014

SUPERSEDES JULY 2013

Table of Contents

Finder	4
Fabrics	164
General Information	175
Multi Purpose Table and Chair Warranty Information	160
OSP Furniture Lounge, Hospitality and Casegoods General Information	177
OSP Furniture Lounge, Hospitality and Casegoods Warranty Information	176
Pro-Line II Warranty Information	177
Seating Feature Information	179
Space Seating® Warranty Information	175
Work Smart and General Warranty Information	178



13 Series	8-10
15 Series (includes 1587C)	11
23 and 24 Series	12-13
25 and 27 Series	13-14
32 Series	14
33 Series	24
36 Series (3680 series)	14-15
37 Series (3700 series)	16
55 Series (Includes 5500 series)	16-18
57 Series (5700 series)	18-19
62 Series (6216, 6236)	19
63 Series	19
67 Series	19-20
68 Series	20-21
75 Series (Big and Tall)	21
81 Series	21-22
86 Series (REVV®)	22-24
88 Series (EPICC)	24
93 Series (9333E Deluxe Conference)	25
213 Series	10, 11-12, 19
215 Series	25
317 Series	25-26
327 Series	15-16
335 Series	27
529 Series	27-28
801 Series	28
818 and 818A Series	28-29
819 Series	30
829 Series	31-31
839 Big and Tall	31
9370 Series	31
Options	32
Fabrics and Backs	33
Space Arms	34



Custom Fabric Lounge Seating	36
Lounge Seating	37-41
Hospitality Seating	42-45
Wood Guest Seating	46-49
Townsend	52-55
Mendocino	56-58
Kenwood	59-61
Sonoma	62-64
Intelligent Tables	65-66
Napa	67-71, 73-74
Expandable Tables	72
Lodi	75-77
Wood Occasional Tables	78
Folding/Nesting Training Tables	79-81
Pace	82-84
Metal/Laminate	85-87
Metal Files, Storage & Pedestals	88-91
Casegood Details	92-94

7600R's Big and Tall	96
8000's & 7270's Leather Executive Series	96-97
8200's & 8500's Leather Executive Series	97-98
Fabric Series with "Titanium Finish"	98-99
7160's Mesh Back Executive Series "Titanium Finish"	99
ProGrid® Back	99-102
Deluxe Stack Chair	103-104
Deluxe Folding/Training Chairs	105-106
Veneer Conference Tables Mahogany and Cherry Finish	107
Laptop Tables	107
Desks, Horizon and Prado	108

Ergonomic Fabric	110-112
Ergonomic Leather	112
Pneumatic Task Chairs	112-114
Specialty Seating	114-116
Executive Fabric	116-117
Executive Seating Big Mans	117-118
Executive Seating - Eco Leather	118-119
Executive Seating - Eco Leather & Coated Base	119-122
Executive Seating - Leather with Wood	123-124
Executive Seating - Leather	124-125
Executive Seating - Faux Leather	125-128
Reception Tables	129-130
Reception Seating	131-133
Reception Seating - Wood	133-135
Reception Seating - Wood Modular	135-138
Merge Collection	139-140
Inspired by Bassett® Traditional Seating	140-141
Traditional Executive Seating	141-142
Drafting Chairs	143-145
Visitors Chairs	146
Stack Chairs	146-148
Folding Chairs	148-150
Folding Table	150
Ventilated Seating	150-154
Self-Skinned Urethane Seating	155-156
Arm Kits, Floor Glides, Casters and Stool Kits	156
Models Available in New Jersey/Georgia	157
Multi Purpose Tables and Chairs	158-160
Caddies and Dollies	161
Break Room Collection	162

FABRICS

A Grade Fabrics	164-166
B Grade Fabrics	167-171
C Grade Fabrics	172-173
R Grade Fabrics	174

Items marked with "★" are New Jersey stocking items. Items marked with "●" are Georgia stocking items.

Items marked with "◆" denotes general chair warranty.

Note: Marked items may only be available in a limited fabric selection. Any fabric or item can be ordered with additional delivery time.

Additional Notes:

1. Most chairs without oversized casters will accept SW70 soft wheel casters from our Work Smart™ catalog or SW392 Soft wheel casters. Both have a List Price of \$30.00 for a set of 5.
2. Space Drafting chairs will accept CG50 glides from our Work Smart™ catalog. List Price \$25.00 for a set of 5.

Chair Finder

Hospitality

7360MLT.....	42
7361MLT.....	42
73023.....	43
73603.....	42
73631.....	42
73632.....	44
73633.....	43
73638.....	45
74023LT.....	43
74123LT.....	43
74523.....	43
74602LT.....	44
74603LT.....	42
74608LT.....	44
74612LT.....	44
74613LT.....	42
74618LT.....	44
74652.....	44
74653.....	43
74658.....	45
78023LT.....	45
78603LT.....	45

OSP Furniture

KEN-99-LCH.....	48
KEN-99-MAH.....	48
KEN-129-LCH.....	49
KEN-129-MAH.....	49
KEN-992-LCH.....	48
KEN-992-MAH.....	48
KEN-1292-LCH.....	49
KEN-1292-MAH.....	49
MEN-94-CHY.....	48
MEN-98-MAH.....	48
MEN-98-MPL.....	48
MEN-942-CHY.....	48
MEN-982-MAH.....	48
MEN-982-MPL.....	48
NAP91CHY.....	46
NAP91ESP.....	46
NAP91MAH.....	46
NAP91MPL.....	46
NAP95CHY.....	46
NAP95ESP.....	46
NAP95MAH.....	47
NAP95MPL.....	47
NAP97CHY.....	47
NAP97ESP.....	47
NAP97MAH.....	47
NAP97MPL.....	47
SF2471.....	36
SF2472.....	36
SF2473.....	36
SF8471.....	36
SF8472.....	36
SF8473.....	36
SL1511.....	37
SL1512.....	37
SL1513.....	37
SL1571.....	37
SL1572.....	37
SL1573.....	37
SL1871.....	38

SL1872.....	38
SL1873.....	38
SL2271.....	38
SL2272.....	38
SL2273.....	38
SL2371EC9.....	39
SL2372EC9.....	39
SL2373EC9.....	39
SL2431EC3.....	39
SL2432EC3.....	39
SL2433EC3.....	39
SL2471EC11.....	40
SL2472EC11.....	40
SL2473EC11.....	40
SL2571U1.....	40
SL2572U1.....	40
SL2573U1.....	40
SL2811.....	41
SL2812.....	41
SL2813.....	41
SL8471.....	41
SL8472.....	41
SL8473.....	41
SL8871.....	41
SL8872.....	41
SL8873.....	41
SON-99-CHY.....	49
SON-129-CHY.....	49
SON-992-CHY.....	49
SON-1292-CHY.....	49

Pro-Line II

2902.....	99
7103M.....	96
7160.....	99
7161.....	99
7270.....	97
7271.....	97
7275.....	97
7600R.....	96
7602R.....	96
7605R.....	96
8000.....	96
8001.....	96
8005.....	97
8200.....	97
8201.....	97
8205.....	98
8455.....	103
8500.....	98
8501.....	98
8505.....	98
8511.....	98
8512.....	99
8610.....	104
8620.....	104
8640.....	104
29024.....	99
54666.....	98
80885AL.....	100
81108.....	106
81308.....	106
81608.....	106
82710.....	103
82720.....	103
82740.....	104
83220.....	105
84220.....	105
84330.....	105

84440.....	105
84510.....	102
84540.....	103
85640.....	102
85670.....	102
86710.....	104
86724.....	103
86725.....	103
86740.....	104
90662.....	101
92343.....	101
92892.....	101
92893.....	101
93720.....	101
95344.....	102
97720.....	101
97728.....	102
98341.....	100
98344.....	100
98346.....	102
511342AL.....	100
511343AT.....	100
CT42R3.....	107
CT42R7.....	107
CT7236RT3.....	107
CT7236RT7.....	107
CT9642RT3.....	107
CT9642RT7.....	107
HRX52.....	100
HRX53.....	100
HZN25.....	108
HZN25L.....	108
PRD3060-BLK.....	108
PRD3060-WH.....	108
PRD3085-BLK.....	108
PRD3085-WH.....	108
PSN620.....	107
PSN621.....	107
PSN623.....	107
PSN625.....	107
PSN627.....	107
PSN628.....	107
SW72.....	105

Space

13-7N1P3.....	8
13-7N9WA.....	8
13-7N20D.....	8
13-37N1P3.....	8
13-37N9WA.....	8
13-37N20D.....	8
13-37N30D.....	9
13-37P500D.....	9
13-38N1P3.....	9
13-77N1P3.....	9
13-77N9WA.....	9
13-77N30D.....	9
13-88N1P3.....	10
13-V22N1WA.....	10
13-V44N1WA.....	10
13-V66N1WA.....	10
13-V77N1WA.....	11
13-V88N1WA.....	11
15-37A720D.....	11
32-E33P918P.....	14
32-E33P918PHL.....	14
32-E3371F3.....	14
32-E3371F3HL.....	14
33-Y22P91A8.....	24

37-33N1A7U.....	16
55-7N17.....	16
55-7V30.....	16
55-38N17.....	16
55-38V30.....	17
55-88N15.....	17
55-M22N17.....	17
63-37A773HM.....	19
67-37N1G5.....	20
67-37N9G5.....	20
67-66N69R5.....	20
67-77N9G5.....	20
67-E36N61R5.....	20
67-E36N69R5.....	19
68-50764.....	20
75-7A773.....	21
75-37A773.....	21
75-47A773.....	21
81-V47N18P.....	21
81-V77N18P.....	22
81-V87N18P.....	22
86-M22C625R.....	22
86-M32C625R.....	22
86-M33BN2W.....	22
86-M33C625R.....	22
86-M34C625R.....	23
86-M35C625R.....	23
86-M39C625R.....	23
86-M66C625R.....	23
86-M74C625R.....	23
86-M77C625R.....	23
86-M88C625R.....	24
88-33BB918P.....	24
88-Y22BP91A8.....	24
88-Y33BP91A8.....	24
213-37N2F3D.....	10
213-38N1F3.....	11
213-88N1F3.....	12
213-E37P91F3.....	19
215-3R2C62R5.....	25
317-66C61R5.....	26
317-ME3R2C6KR5.....	26
317-ME3R2C7KG5.....	26
317-ME36C61R5.....	26
317-R22C6KR5.....	26
317-R22C7KG5.....	26
317W-W1C1F2W.....	25
317W-W11C1F2W.....	25
327-66C61F6.....	15
327-66C61F6HL.....	16
327-E36C61F6.....	15
327-E36C61F6HL.....	16
335-E37P918P.....	27
529-3R2N1F2.....	27
529-3R2V30.....	28
529-E3R2N1F2.....	27
529-E3R2V30.....	28
529-R22N1F2.....	27
801-###AC.....	28
801-###AG.....	28
801-###C.....	28
801-###G.....	28
818-11G9C18P.....	28
818-31G9C18P.....	28
818-41G9C18P.....	29
818A-11P9C1A8.....	29
818A-11P9C1C3.....	29
818A-41P9C1A8.....	29
818A-41P9C1C3.....	29

819-23N8WF.....	30
819-73N8WF.....	30
819-83N8WF.....	30
819-Y13N8WV.....	30
829-1N2U.....	31
829-1N7U.....	31
829-3R1C728P.....	30
829-R2C728P.....	30
829-R11C628P.....	31
829-R22C728P.....	31
839-11B35WA.....	31
1587C.....	11
2300.....	12
2305.....	12
2387C.....	13
2400E.....	13
2405E.....	13
2787.....	13
3680.....	14
3685.....	15
5200W.....	24
5500®.....	17
5500V.....	17
5505.....	17
5540.....	18
5560.....	18
5565.....	18
5700E®.....	18
5705E.....	18
6216.....	19
6236.....	19
6806.....	21
6876.....	21
9333E.....	25
9370-55NC17U.....	31
25004.....	13
27008.....	13
27876.....	14
36806.....	15
55403.....	18
57906E.....	19
A7U.....	32
A15.....	32
A27WA.....	32
CG50.....	32
EHL006.....	32
HRL818.....	32
HRM003.....	32
HRM818.....	32
HRX818.....	32
SW70.....	32
SW392.....	32

Work Smart

04.....	156
07.....	156
2907.....	111
3121.....	111
3121FB.....	111
3121TB.....	111
8120.....	113
8180.....	111
33101.....	113
33107.....	113
33320.....	110
33327.....	110
33340.....	110
33347.....	110
36420.....	110

36427.....	110	ECH12801-EC1.....	118	EX2655.....	117	MST52.....	133	TEX228.....	141
41572.....	116	ECH30621-EC1.....	120	EX3301.....	117	NAP91CHY.....	133	TEX232.....	141
41573.....	116	ECH30627-EC3.....	120	EX3302.....	117	NAP91ESP.....	134	TEX234.....	141
41575.....	116	ECH31826-EC3.....	120	EX5161.....	124	NAP91MAH.....	134	TND941A.....	116
43808.....	112	ECH31827-EC3.....	120	EX5162.....	124	NAP91MPL.....	134	TND945A.....	116
43819.....	112	ECH31827-EC6.....	120	EX6710.....	125	NAP95CHY.....	134	TSX1121.....	142
43891.....	111	ECH37811-EC1.....	119	EX6711.....	125	NAP95ESP.....	134	TSX1122.....	142
43998.....	112	ECH37816-EC3.....	119	EX9381.....	125	NAP95MAH.....	134	TSX1123.....	142
53603.....	153	ECH37817-EC3.....	119	EX9382.....	125	NAP95MPL.....	135	TV230.....	141
183305.....	154	ECH38615A-EC1.....	120	FC8000NB.....	148	NAP97CHY.....	135	TV231.....	142
183905.....	154	ECH38665A-EC3.....	120	FC8000NBG.....	149	NAP97ESP.....	135	TV233.....	142
583713.....	152	ECH38675A-EC3.....	120	FC8000NP.....	149	NAP97MAH.....	135	V3460.....	146
583814.....	152	ECH51191-EC1.....	122	FC8000NS.....	149	NAP97MPL.....	135	V4410.....	146
599302.....	153	ECH51196-EC3.....	122	FC8100NBG.....	149	OPH61601-EC1.....	122	V4420.....	146
599402.....	153	ECH51197-EC3.....	122	FC8100NP.....	149	OPH61601-EC6.....	122	WA383.....	136
BN09.....	140	ECH52661-EC1.....	120	FC8100NS.....	149	OPH61606-EC3.....	122	WA387.....	136
BN12.....	140	ECH52666-EC3.....	120	FF-22124M.....	150	OPH61607-EC3.....	122	WA388.....	136
BP-CHTX-EC9.....	140	ECH66301-EC1.....	120	FF-22324M.....	150	OPH62606-EC3.....	122	WA1353.....	137
BP-DXTX-EC3.....	140	ECH66306-EC3.....	120	FF-23124V.....	150	PAC51.....	133	WA1357.....	137
BP-MGTC.....	141	ECH67101-EC1.....	120	FF-23324V.....	150	PAC52.....	133	WA1358.....	137
BT04FA.....	158	ECH67106-EC3.....	120	FF-33311.....	158	PAC53.....	133	WD380.....	135
BT04Q.....	158	ECH68801-EC1.....	121	FF-33314.....	158	PC-02.....	160	WD383.....	136
BT5FQW.....	159	ECH68807-EC3.....	121	FF-223012.....	150	PC-03.....	160	WD387.....	136
BT05Q.....	158	ECH69601-EC1.....	121	FF-227012.....	150	PC-15F.....	160	WD388.....	136
BT06A.....	159	ECH69606-EC3.....	121	FL605.....	157	PC-54.....	160	WD1353.....	137
BT6FQ.....	159	ECH69608-EC6.....	121	FL642.....	126	PCT-05.....	160	WD1357.....	137
BT6FQW.....	159	ECH83501-EC1.....	121	FL660.....	126	PE9401.....	157	WD1358.....	137
BT06Q.....	159	ECH83507-EC3.....	121	FL1055.....	128	PTR2830A2.....	162	WD1643.....	138
BT08Q.....	159	ECH85801-EC1.....	121	FL2604C.....	125	PTR2830A4.....	162	WD1647.....	138
BT22.....	160	ECH85806-EC3.....	121	FL3422.....	126	PTR3024A2.....	162	WD1648.....	138
BT36.....	159	ECH85807-EC3.....	121	FL3830C.....	115	PTR3024A4.....	162	WD5330.....	123
BT48F.....	159	ECH85807-EC6.....	121	FL3836C.....	115	PTR3030A2.....	162	WD5331.....	123
BT48Q.....	159	ECH89181-EC1.....	122	FL5388C.....	125	PTR3030A4.....	162	WD5335.....	123
BT60Q.....	159	ECH89181-EC6.....	122	FL7480.....	127	QT3965.....	160	WD5380.....	123
BT71Q.....	160	ECH89186-EC3.....	121	FL7481.....	128	QT6173-05.....	160	WD5381.....	123
BT244.....	158	ECH89187-EC3.....	121	FL7485.....	128	S2721.....	153	WD5385.....	123
CG50.....	156	ECH89301-EC1.....	122	FL9097.....	126	SC59.....	113	WD5670.....	124
DC420V-3.....	144	ECH89307-EC3.....	122	FL89675.....	128	SC66.....	114	WD5671.....	124
DC430.....	144	EM2910.....	151	FLH24981-U1.....	127	SC117.....	112	WD5675.....	124
DC517.....	144	EM2910V.....	151	FLH24987-U6.....	127	SC3014.....	113	WST07.....	129
DC517V.....	144	EM5972V.....	154	FLH80001-U1.....	127	SK1.....	156	WST07-WH.....	129
DC550.....	144	EM5972V-EC3.....	155	FLH80006-U6.....	127	SK5.....	156	WST09.....	129
DC630.....	145	EM20200.....	151	FLH80011-U1.....	127	ST203.....	143	WST09-WH.....	129
DC640.....	145	EM20222.....	151	FLH80016-U6.....	127	ST205.....	143	WST12.....	129
DC800.....	145	EM20522.....	151	FT6634.....	158	ST215.....	143	WST12-WH.....	129
DC940.....	145	EM20522-3U.....	151	FT6635.....	158	ST217.....	143	WST17.....	130
DC2990.....	145	EM20600.....	151	HA424-CM.....	150	ST235V-3.....	143	WST17-WH.....	130
DC2990V.....	145	EM35201-EC1.....	152	HA424-ES.....	150	ST428V-3.....	144	WST51A.....	132
DH3400.....	113	EM35206-EC3.....	152	HA424-RD.....	150	ST52050C.....	114	WST51C.....	131
DOL865.....	161	EM35207-3.....	152	HA432.....	150	ST52052CA.....	114	WST51LF.....	131
DOL8000.....	161	EM42327N.....	157	KCM1420.....	114	STC865.....	148	WST51N.....	131
DOL8300.....	161	EM46827N-EM3.....	157	KCM1425.....	114	STC866.....	148	WST51RF.....	131
DOL8302.....	161	EM48727N.....	157	KCW773.....	114	STC2020A2.....	146	YLD07.....	130
DOR24C.....	115	EM50727.....	152	KCW778.....	114	STC2020A4.....	147	YLD09.....	130
DOR26.....	115	EM51022N.....	152	KH206.....	155	STC3030.....	147	YLD12.....	130
DOR242C.....	115	EM52022C.....	150	KH503.....	155	STC3030C30.....	147	YLD17.....	130
EC1283C-EC3.....	117	EM59722.....	154	KH507.....	155	STC3230.....	147	YLD905.....	132
EC3393.....	118	EM59722-EC3.....	154	KH520.....	155	STC3410.....	147	YLD5130.....	132
EC4300.....	112	EMH5102JG5-3.....	153	KH540.....	156	STC3440.....	147	YLD5141.....	132
EC4350.....	112	EMH5102JR5-EC3.....	153	KH550.....	156	STC8300.....	148	YLD5372.....	132
EC6582.....	119	EMMH5681JG5-3.....	154	KH570.....	156	STC8302.....	148		
EC6583.....	119	EMMH5681JK5-EC1.....	154	KH580.....	155	SW70.....	156		
EC8124.....	119	EMMH5681JR5-EC3.....	154	MRG07R1.....	140	TBB2020.....	143		
EC9230.....	118	EX31.....	146	MRG09.....	139	TBB4020.....	142		
EC9231.....	118	EX35.....	146	MRG09S.....	139	TC102.....	161		
EC9235.....	118	EX1098-3M.....	117	MRG12.....	139	TC103.....	161		
EC22070.....	118	EX1580.....	153	MRG12R.....	140	TC104.....	161		
ECH8967K5-EC1.....	119	EX2651.....	116	MRG12SR1.....	139	TC106.....	161		
ECH8967R5-EC3.....	119	EX2654.....	117	MST51.....	133	TEX220.....	141		



Shown:
5200W-6
and 317W-W11C1F2W



SPACE[®]
SEATING
solutions for every atmosphere

13 Series



13-7N1P3 Deluxe AirGrid® Back Chair with Custom Fabric Seat, Cantilever Arms and Angled Nylon Base

Overall Size: 27W x 24D x 41.25H
Seat: 19.5W x 20D x 4T **Back:** 20W x 19H **Seat Range:** 19 - 23.5
Arms to Floor: 25.5 **Weight:** 41 **UPS Weight:** 53 **COM:** N/A
Carton: 29L x 27W x 13H **Cube:** 5.89
Options: N/A **Features:** 1, 4, 7, 8, 9 **Control:** 2-to-1 Synchro Tilt
Notes:

Has achieved GREENGUARD Certification



Fabric	List Price
Dark AirGrid® Back and Custom Fabric Seat	
A	450.00
B	470.00
C	495.00
R	525.00



13-7N9WA Deluxe AirGrid® Back Chair with Custom Fabric Seat, 2-Way Adjustable Arms, Seat Slider and Angled Nylon Base

Overall Size: 27W x 24D x 41.25H
Seat: 19.5W x 20D x 4T **Back:** 20W x 19H **Seat Range:** 19 - 23.5
Arms to Floor: 25.5 **Weight:** 43 **UPS Weight:** 53 **COM:** 1 yd
Carton: 29L x 27W x 13H **Cube:** 5.89
Options: N/A **Features:** 1, 3, 4, 9, 13 **Control:** Multi-Function w/Seat Slider
Notes: No Ratchet Back

Has achieved GREENGUARD Certification



Fabric	List Price
Dark AirGrid® Back and Custom Fabric Seat	
A	510.00
B	530.00
C	555.00
R	595.00



13-7N20D Deluxe AirGrid® Back Drafting Chair with Custom Fabric Seat, Adjustable Footring and Nylon Base

Overall Size: 21.25W x 25.5D x 51H
Seat: 19.5W x 20D x 4T **Back:** 20W x 19H **Seat Range:** 27.5 - 32.5
Arms to Floor: N/A **Weight:** 37 **UPS Weight:** 55 **COM:** 1 yd
Carton: 28L x 27W x 14H **Cube:** 6.12
Options: A15 Arms **Features:** 1, 4 **Control:** Pneumatic Seat Height
Notes:

Has achieved GREENGUARD Certification



Fabric	List Price
Dark AirGrid® Back and Custom Fabric Seat	
A	510.00
B	530.00
C	555.00
R	595.00



13-37N1P3 Deluxe AirGrid® Back Chair with Mesh Seat, Cantilever Arms and Angled Nylon Base

Overall Size: 27W x 24D x 41.25H
Seat: 19.5W x 20D x 4T **Back:** 20W x 19H **Seat Range:** 19 - 23.5
Arms to Floor: 25.5 **Weight:** 41 **UPS Weight:** 53 **COM:** N/A
Carton: 29L x 27W x 13H **Cube:** 5.89
Options: N/A **Features:** 1, 4, 7, 8, 9 **Control:** 2-to-1 Synchro Tilt
Notes:

Has achieved GREENGUARD Certification



Fabric	List Price
Dark AirGrid® Back & Black Mesh Seat	435.00
Fun Colors	435.00



★ 13-37N9WA Deluxe AirGrid® Back Chair with Mesh Seat, 2-Way Adjustable Arms, Seat Slider and Angled Nylon Base

Overall Size: 27W x 24D x 41.25H
Seat: 19.5W x 20D x 4T **Back:** 20W x 19H **Seat Range:** 19 - 23.5
Arms to Floor: 25.5 **Weight:** 43 **UPS Weight:** 53 **COM:** N/A
Carton: 29L x 27W x 13H **Cube:** 5.89
Options: N/A **Features:** 1, 3, 4, 9, 13 **Control:** Multi-Function w/Seat Slider
Notes: No Ratchet Back

Has achieved GREENGUARD Certification



Fabric	List Price
Dark AirGrid® Back & Black Mesh Seat	495.00
Fun Colors	495.00



★ 13-37N20D Deluxe AirGrid® Back Drafting Chair with Black Mesh Seat, Adjustable Footring and Nylon Base

Overall Size: 21.25W x 25.5D x 51H
Seat: 19.5W x 20D x 4T **Back:** 20W x 19H **Seat Range:** 27.5 - 32.5
Arms to Floor: N/A **Weight:** 37 **UPS Weight:** 55 **COM:** N/A
Carton: 28L x 27W x 14H **Cube:** 6.12
Options: A15 Arms **Features:** 1, 4 **Control:** Pneumatic Seat Height
Notes:

Has achieved GREENGUARD Certification



Fabric	List Price
Dark AirGrid® Back & Black Mesh Seat	495.00
Fun Colors	495.00



★ **13-37N30D** Deluxe AirGrid® Back Drafting Chair with Black Mesh Seat, Dual Function Control, Adjustable Footring and Angled Nylon Base

Overall Size: 20W x 26D x 45H
Seat: 19.5W x 20D x 4T **Back:** 20W x 19H **Seat Range:** 19.75-27.25
Arms to Floor: N/A **Weight:** 40 **UPS Weight:** 55 **COM:** N/A
Carton: 28L x 27W x 14H **Cube:** 6.12
Options: A15 Arms **Features:** 1, 4, 11 **Control:** Dual Function
Notes:
 Has achieved GREENGUARD Certification

Fabric	List Price
Dark AirGrid® Back and Black Mesh Seat	550.00



13-37P500D Deluxe AirGrid® Back Drafting Chair with Black Mesh Seat, Adjustable Footring, Chrome Finish Base and Accents

Overall Size: 21.25W x 25.5D x 51H
Seat: 19.5W x 20D x 4T **Back:** 20W x 19H **Seat Range:** 27.5 - 32.5
Arms to Floor: N/A **Weight:** 37 **UPS Weight:** 55 **COM:** N/A
Carton: 28L x 27W x 14H **Cube:** 6.13
Options: A15 Arms **Features:** 1, 4 **Control:** Pneumatic Seat Height
Notes:
 Has achieved GREENGUARD Certification

Fabric	List Price
Dark AirGrid® Back and Black Mesh Seat	550.00



13-38N1P3 Deluxe Latte AirGrid® Back Chair with Black Mesh Seat and Cantilever Arms

Overall Size: 27W x 24D x 41.25H
Seat: 19.5W x 20D x 4T **Back:** 20W x 19H **Seat Range:** 19 - 23.5
Arms to Floor: 25.5 **Weight:** 41 **UPS Weight:** 57 **COM:** N/A
Carton: 29L x 27W x 14H **Cube:** 6.34
Options: N/A **Features:** 1, 4, 7, 8, 9 **Control:** 2-to-1 Synchro Tilt
Notes:
 Has achieved GREENGUARD Certification

Fabric	List Price
Latte AirGrid® Back and Black Mesh Seat	435.00



13-77N1P3 Deluxe AirGrid® Seat and Back Chair with Cantilever Arms

Overall Size: 27W x 24D x 41.25H
Seat: 20W x 20D **Back:** 20W x 19H **Seat Range:** 19 - 23.5
Arms to Floor: 25.5 **Weight:** 43 **UPS Weight:** 53 **COM:** N/A
Carton: 29L x 27W x 13H **Cube:** 5.89
Options: N/A **Features:** 1, 4, 7, 8, 9 **Control:** 2-to-1 Synchro Tilt
Notes:
 Has achieved GREENGUARD Certification

Fabric	List Price
Dark AirGrid® Seat and Back	465.00



13-77N9WA Deluxe AirGrid® Seat and Back Chair with Dual-Function Control, Seat Slider and 2-Way Adjustable Arms

Overall Size: 26.5W x 28.25D x 42.5H
Seat: 20W x 20D **Back:** 20W x 19H **Seat Range:** 19 - 23.5
Arms to Floor: 26.25 **Weight:** 43 **UPS Weight:** 53 **COM:** N/A
Carton: 29L x 27W x 13H **Cube:** 5.89
Options: N/A **Features:** 1, 4, 9, 11 **Control:** Dual Function w/Seat Slider
Notes:
 Has achieved GREENGUARD Certification

Fabric	List Price
Dark AirGrid® Seat and Back	595.00



13-77N30D Deluxe Ergonomic AirGrid® Seat and Back Drafting Chair with Dual Function Control, Adjustable Footring and Nylon Base

Overall Size: 20W x 26D x 45H
Seat: 20W x 20D **Back:** 20W x 19H **Seat Range:** 19.5 - 27
Arms to Floor: N/A **Weight:** 40 **UPS Weight:** 55 **COM:** N/A
Carton: 28L x 27W x 14H **Cube:** 6.12
Options: A15 Arms **Features:** 1, 4, 9, 11 **Control:** Dual Function
Notes:
 Has achieved GREENGUARD Certification

Fabric	List Price
Dark AirGrid® Seat and Back	595.00



213-37N2F3D



★ **213-37N2F3D** Deluxe AirGrid® Back and Padded Mesh Seat Chair with 4-Way Adjustable Flip Arms **Included**

Overall Size: 27.5W x 23.75D x 48.25H
Seat: 20.5W x 19.25D x 3.5T **Back:** 21.25W x 21.25H **Seat Range:** 20 - 27.5
Arms to Floor: 27.75 **Weight:** 46 **UPS Weight:** 53 **COM:** N/A
Carton: 30L x 26W x 13H **Cube:** 5.86
Options: N/A **Features:** 1, 4 **Control:** Pneumatic Seat Height
Notes:
 Has achieved GREENGUARD Certification

Fabric	List Price
Deluxe AirGrid® Back and Black Mesh Seat	600.00
NEW	



13-88N1P3 Deluxe Latte AirGrid® Seat and Back Chair with Cantilever Arms

Overall Size: 27W x 24D x 41.25H
Seat: 20W x 20D **Back:** 20W x 19H **Seat Range:** 19 - 23.5
Arms to Floor: 25.5 **Weight:** 43 **UPS Weight:** 53 **COM:** N/A
Carton: 29L x 27W x 13H **Cube:** 5.89
Options: N/A **Features:** 1, 4, 7, 8, 9 **Control:** 2-to-1 Synchro Tilt
Notes:
 Has achieved GREENGUARD Certification

Fabric	List Price
Latte AirGrid® Seat and Back	465.00



★ **13-V22N1WA** Deluxe Chair with Shadow VeraFlex® Back 2-to-1 Synchro Tilt Control and 2-Way Adjustable Arms

Overall Size: 27W x 26.5D x 40H
Seat: 19.5W x 20D x 4T **Back:** 20W x 19H **Seat Range:** 17.75-22.5
Arms to Floor: 25.5 **Weight:** 41 **UPS Weight:** 48 **COM:** N/A
Carton: 27L x 26W x 13H **Cube:** 5.28
Options: N/A **Features:** 1, 4, 7, 8, 9 **Control:** 2-to-1 Synchro Tilt
Notes:
 Has achieved GREENGUARD Certification

Fabric	List Price
Shadow VeraFlex® Back and Matching Seat	440.00



★ **13-V44N1WA** Deluxe Chair with Charcoal VeraFlex® Back 2-to-1 Synchro Tilt Control and 2-Way Adjustable Arms

Overall Size: 27W x 26.5D x 40H
Seat: 19.5W x 20D x 4T **Back:** 20W x 19H **Seat Range:** 17.75-22.5
Arms to Floor: 25.5 **Weight:** 41 **UPS Weight:** 48 **COM:** N/A
Carton: 27L x 26W x 13H **Cube:** 5.28
Options: N/A **Features:** 1, 4, 7, 8, 9 **Control:** 2-to-1 Synchro Tilt
Notes:
 Has achieved GREENGUARD Certification

Fabric	List Price
Charcoal VeraFlex® Back and Matching Seat	440.00



★ **13-V66N1WA** Deluxe Chair with Kiwi VeraFlex® Back 2-to-1 Synchro Tilt Control and 2-Way Adjustable Arms

Overall Size: 27W x 26.5D x 40H
Seat: 19.5W x 20D x 4T **Back:** 20W x 19H **Seat Range:** 17.75-22.5
Arms to Floor: 25.5 **Weight:** 41 **UPS Weight:** 48 **COM:** N/A
Carton: 27L x 26W x 13H **Cube:** 5.28
Options: N/A **Features:** 1, 4, 7, 8, 9 **Control:** 2-to-1 Synchro Tilt
Notes:
 Has achieved GREENGUARD Certification

Fabric	List Price
Kiwi VeraFlex® Back and Matching Seat	440.00



★ **13-V77N1WA** Deluxe Chair with Blue Mist VeraFlex® Back 2-to-1 Synchro Tilt Control and 2-Way Adjustable Arms

Overall Size: 27W x 26.5D x 40H
Seat: 19.5W x 20D x 4T **Back:** 20W x 19H **Seat Range:** 17.75-22.5
Arms to Floor: 25.5 **Weight:** 41 **UPS Weight:** 48 **COM:** N/A
Carton: 27L x 26W x 13H **Cube:** 5.28
Options: N/A **Features:** 1, 4, 7, 8, 9 **Control:** 2-to-1 Synchro Tilt
Notes:
 Has achieved GREENGUARD Certification

Fabric	List Price
Blue Mist VeraFlex® Back and Matching Seat	440.00



★ **13-V88N1WA** Deluxe Chair with Latte VeraFlex® Back 2-to-1 Synchro Tilt Control and 2-Way Adjustable Arms

Overall Size: 27W x 26.5D x 40H
Seat: 19.5W x 20D x 4T **Back:** 20W x 19H **Seat Range:** 17.75-22.5
Arms to Floor: 25.5 **Weight:** 41 **UPS Weight:** 48 **COM:** N/A
Carton: 27L x 26W x 13H **Cube:** 5.28
Options: N/A **Features:** 1, 4, 7, 8, 9 **Control:** 2-to-1 Synchro Tilt
Notes:
 Has achieved GREENGUARD Certification

Fabric	List Price
Latte VeraFlex® Back and Matching Seat	440.00

15 Series



★ **15-37A720D** Double AirGrid® Back Drafting Chair with Black Mesh Seat, Adjustable Footring and Gunmetal Finish Base

Overall Size: 21.5W x 25.5D x 54.5H
Seat: 21.5W x 20D x 4T **Back:** 20.5W x 22.5H **Seat Range:** 28 - 33
Arms to Floor: N/A **Weight:** 45 **UPS Weight:** 55 **COM:** N/A
Carton: 31L x 26W x 13H **Cube:** 6.06
Options: A27WA Arms **Features:** 1, 4 **Control:** Pneumatic Seat Height
Notes: Big and Tall 325 lbs. Rating **Optional A27WA Arms Available**
 Has achieved GREENGUARD Certification

Fabric	List Price
Double Dark AirGrid® Back and Black Mesh Seat	595.00
Big & Tall 325 lbs.	



1587C Professional AirGrid® Back and Fabric Seat Managers Chair with Adjustable Arms, Adjustable Lumbar and Gunmetal Finish Base

Overall Size: 28W x 25.5D x 44.75H
Seat: 19.5W x 19.5D x 4T **Back:** 20.5W x 21.25H **Seat Range:** 18.5-22.5
Arms to Floor: 25.25 **Weight:** 45 **UPS Weight:** 57 **COM:** N/A
Carton: 31L x 27W x 13H **Cube:** 6.29
Options: N/A **Features:** 1, 4, 7, 8, 9 **Control:** 2-to-1 Synchro Tilt
Notes:
 Has achieved GREENGUARD Certification

Fabric	List Price
-6303 Amazon -6304 Steel -6306 Cornstark -6315 Rosewood -6342 Indigo -6352 Grape	570.00



★ **213-38N1F3** Latte AirGrid® Back and Padded Mesh Seat Chair with Adjustable Arms, 2-to-1 Synchro Tilt, Adjustable Tilt Tension and Nylon Base

Overall Size: 26.5W x 25.25D x 43.5H
Seat: 20.5W x 19.25D x 3.5T **Back:** 21.25W x 21.25H **Seat Range:** 18.75 - 23
Arms to Floor: 25.5 **Weight:** 39 **UPS Weight:** 49 **COM:** N/A
Carton: 30L x 26W x 12H **Cube:** 5.41 **Options:** N/A
Features: 1, 4, 7, 8, 9 **Control:** 2-to-1 Synchro Tilt
Notes: REPLACES 18-28N28P
 Has achieved GREENGUARD Certification

Fabric	List Price
Latte AirGrid® Back and Padded Black Mesh Seat	470.00
NEW	



213-88N1F3



★ NJ In Stock

● GA In Stock



213-88N1F3 Latte AirGrid[®] Seat and Back Chair with 4-Way Adjustable Flip Arms, Built-In Lumbar Support, 2-to-1 Synchro Tilt, Adjustable Tilt Tension and Nylon Base

Overall Size: 27.25W x 25D x 43.5H

Seat: 21.5W x 19.5D **Back:** 21.25W x 20.75H **Seat Range:** 18.5-22.75

Arms to Floor: 26.5 **Weight:** 49 **UPS Weight:** 49 **COM:** N/A

Carton: 28L x 26W x 13H **Cube:** 5.47 **Options:** N/A

Features: 1, 4, 7, 8, 9 **Control:** 2-to-1 Synchro Tilt

Notes: REPLACES 18-88N28P

Has achieved GREENGUARD Certification

Fabric

Latte AirGrid[®]
Seat and Back

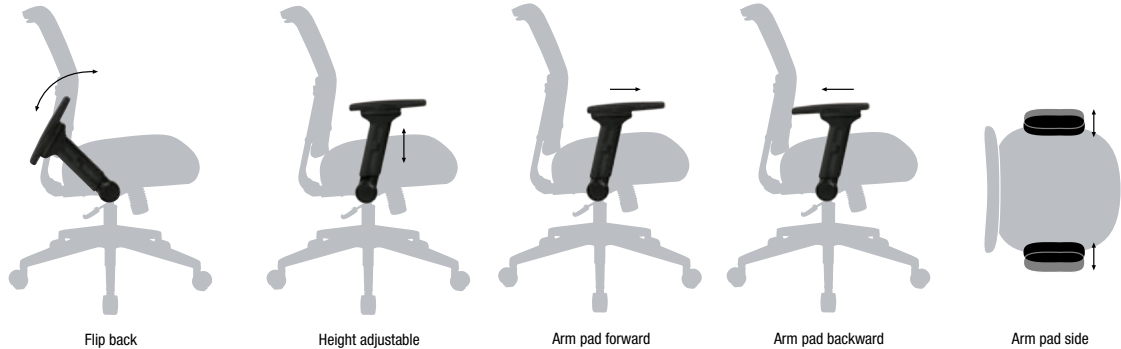
NEW

List Price

550.00

**New F3
Flip Arms:**

- 213-37N2F3D
- 213-38N1F3
- 213-88N1F3
- 213-E37P91F3
- 32-E3371F3
- 32-E3371F3HL
- 327-E36C61F6
- 327-66C61F6



★ **2300** Breathable Mesh Back and Mesh Seat Managers Chair with Adjustable Arms, Adjustable Lumbar and Gunmetal Finish Base

Overall Size: 27.25W x 25.75D x 46.25H

Seat: 20W x 19.5D x 3T **Back:** 22.5W x 24.5H **Seat Range:** 18.5-22.75

Arms to Floor: 25 **Weight:** 48 **UPS Weight:** 50 **COM:** N/A

Carton: 31L x 26W x 12H **Cube:** 5.59

Options: N/A **Features:** 1, 4, 7, 8, 9 **Control:** 2-to-1 Synchro Tilt

Notes:

Has achieved GREENGUARD Certification

Fabric

Breathable
Mesh Back and
Black Mesh Seat

List Price

615.00



2387C
Available in 6
Colors



*Not shown: 1587C



★ **2305** Breathable Mesh Back and Mesh Seat Visitors Chair with Adjustable Arms, Adjustable Lumbar and Heavy Duty Sled Base

Overall Size: 27.25W x 25.5D x 41H

Seat: 20W x 19.5D x 3T **Back:** 22.5W x 24.5H **Seat Range:** 19

Arms to Floor: 25.75 **Weight:** 43 **UPS Weight:** 59 **COM:** N/A

Carton: 28L x 24W x 17H **Cube:** 6.61

Options: N/A **Features:** N/A **Control:** N/A

Notes:

Has achieved GREENGUARD Certification

Fabric

Breathable
Mesh Back and
Black Mesh Seat

List Price

475.00



2387C Professional AirGrid® Back and Fabric Seat Managers Chair with Adjustable Arms, Adjustable Lumbar and Gunmetal Finish Base

Overall Size: 27.25W x 25.75D x 46.25H
Seat: 20W x 19.5D x 3T **Back:** 22.5W x 24.5H **Seat Range:** 18-22.25
Arms to Floor: 25 **Weight:** 48 **UPS Weight:** 49 **COM:** N/A
Carton: 30L x 26W x 12H **Cube:** 5.41
Options: N/A **Features:** 1, 4, 7, 8, 9 **Control:** 2-to-1 Synchro Tilt
Notes:
 Has achieved GREENGUARD Certification

Fabric	List Price
-6303 Amazon -6304 Steel -6306 Cornstalk -6315 Rosewood -6342 Indigo -6352 Grape	570.00



★ **2400E** Breathable Mesh Back and Eco Leather Seat Managers Chair with Adjustable Arms, Adjustable Lumbar and Gunmetal Finish Base

Overall Size: 27.25W x 25.75D x 46.25H
Seat: 20W x 19.5D x 3T **Back:** 22.5W x 24.5H **Seat Range:** 18.5-22.75
Arms to Floor: 25 **Weight:** 48 **UPS Weight:** 50 **COM:** N/A
Carton: 31Lx 26W x 12H **Cube:** 5.59
Options: N/A **Features:** 1, 4, 7, 8, 9 **Control:** 2-to-1 Synchro Tilt
Notes: 2400E Replaces 2400
 Has achieved GREENGUARD Certification

Fabric	Updated List Price
Breathable Mesh Back and Black Eco Leather Seat NEW	630.00



★ **2405E** Breathable Mesh Back and Eco Leather Seat Visitors Chair with Adjustable Arms, Adjustable Lumbar and Heavy Duty Sled Base

Overall Size: 27.25W x 25.5D x 41H
Seat: 20W x 19.5D x 3T **Back:** 22.5W x 24.5H **Seat Range:** 19
Arms to Floor: 25.75 **Weight:** 43 **UPS Weight:** 59 **COM:** N/A
Carton: 28L x 24W x 17H **Cube:** 6.61
Options: N/A **Features:** N/A **Control:** N/A
Notes: 2405E Replaces 2405
 Has achieved GREENGUARD Certification

Fabric	Updated List Price
Breathable Mesh Back and Black Eco Leather Seat NEW	490.00

25 Series



★ **25004** Breathable Mesh Back and Mesh Seat Managers Chair with Headrest, Adjustable Arms, Adjustable Lumbar and Gunmetal Finish Base

Overall Size: 27W x 27D x 55H
Seat: 21.5W x 21D x 4.5T **Back:** 21W x 24H x 2.5T **Seat Range:** 19.75-22.5
Arms to Floor: 25.5 **Weight:** 61 **UPS Weight:** 65 **COM:** N/A
Carton: 37L x 26W x 13H **Cube:** 7.23
Options: N/A **Features:** 1, 4, 6, 7, 8, 9 **Control:** 2-to-1 Synchro Knee Tilt
Notes: Revised for 2013
 Has achieved GREENGUARD Certification

Fabric	List Price
Breathable Mesh Back and Black Mesh Seat	875.00

27 Series



2787 Professional Breathable Mesh Seat and Back Managers Chair with Adjustable Arms, Adjustable Lumbar and Gunmetal Finish Base

Overall Size: 28.5W x 26.25D x 44.75H
Seat: 21.5W x 20D x 3.75T **Back:** 20.75W x 24.5H **Seat Range:** 18.25-21
Arms to Floor: 27 **Weight:** 58 **UPS Weight:** 63 **COM:** N/A
Carton: 32L x 27W x 14H **Cube:** 7.0
Options: N/A **Features:** 1, 4, 6, 7, 8, 9 **Control:** 2-to-1 Synchro Knee Tilt
Notes:
 Has achieved GREENGUARD Certification

Fabric	List Price
Breathable Mesh Seat and Back with Black Leather Trim	995.00



★ **27008** Breathable Mesh Back and Leather Seat Managers Chair with Headrest, Adjustable Arms, Adjustable Lumbar and Gunmetal Finish

Overall Size: 27W x 27D x 55H
Seat: 21.5W x 21D x 4.5T **Back:** 21W x 24H **Seat Range:** 19.75-22.5
Arms to Floor: 25.5 **Weight:** 61 **UPS Weight:** 65 **COM:** N/A
Carton: 37L x 26W x 13H **Cube:** 7.23
Options: N/A **Features:** 1, 4, 6, 7, 8, 9 **Control:** 2-to-1 Synchro Knee Tilt
Notes: Revised for 2013
 Has achieved GREENGUARD Certification

Fabric	List Price
Breathable Mesh Back and Black Leather Seat with Black Leather Trim	995.00

★ NJ In Stock

● GA In Stock

27, 32 & 36 Series



27876 Professional Breathable Mesh Seat and Back Managers Chair with Headrest, Adjustable Arms, Adjustable Lumbar and Gunmetal Finish Base

Overall Size: 28.5W x 26.25D x 53.75H

Seat: 21.5W x 20D x 3.75T **Back:** 20.7W x 34H **Seat Range:** 18.25-21

Arms to Floor: 27 **Weight:** 61 **UPS Weight:** 65 **COM:** N/A

Carton: 37L x 26W x 13H **Cube:** 7.23

Options: N/A **Features:** 1, 4, 6, 7, 8, 9 **Control:** 2-to-1 Synchro Knee Tilt

Notes:

Has achieved GREENGUARD Certification

Fabric	List Price
Breathable Mesh Seat and Back with Black Leather Trim	1095.00

32 Series



★ **32-E3371F3** Eco Leather Seat and Back Managers Chair with 4-Way Adjustable Flip Arms and Gunmetal Finish Base

Overall Size: 27.25W x 27.25D x 45.5H

Seat: 20.5W x 19D x 3.5T **Back:** 20.5W x 23.25H x 1.5T **Seat Range:** 19 -23.25

Arms to Floor: 26.25 **Weight:** 45 **UPS Weight:** 60 **COM:** N/A

Carton: 32L x 26W x 14H **Cube:** 6.74

Options: N/A **Features:** 1, 4, 7, 8, 9 **Control:** 2-to-1 Synchro Tilt

Notes: REPLACES 2900

Has achieved GREENGUARD Certification

Fabric	List Price
Black Eco Leather Seat and Back	600.00

NEW



★ **32-E3371F3HL** Eco Leather Seat and Back Managers Chair with Headrest, 4-Way Adjustable Flip Arms and Gunmetal Finish Base

Overall Size: 27.25W x 27.25D x 56H

Seat: 20.5W x 19D x 3.5T **Back:** 20.5W x 23.25H x 1.5T **Seat Range:** 18.5-22.75

Arms to Floor: 26.25 **Weight:** 49 **UPS Weight:** 70 **COM:** N/A

Carton: 37L x 26W x 14H **Cube:** 7.79

Options: N/A **Features:** 1, 4, 7, 8, 9 **Control:** 2-to-1 Synchro Tilt

Notes: REPLACES 29008

Has achieved GREENGUARD Certification

Fabric	List Price
Black Eco Leather Seat and Back	700.00

NEW



32-E33P918P Black Eco Leather Seat and Back Managers Chair with Adjustable Arms and Polished Aluminum Finish Base

Overall Size: 27.75W x 29D x 45.75H

Seat: 19.5W x 20D x 4T **Back:** 21W x 22H x 2.5T **Seat Range:** 17.75-22.25

Arms to Floor: 24.5 **Weight:** 47 **UPS Weight:** 55 **COM:** N/A

Carton: 31L x 26W x 13H **Cube:** 6.06

Options: N/A **Features:** 1, 4, 7, 8, 9 **Control:** 2-to-1 Synchro Tilt

Notes: REPLACES 32-44P918P

Has achieved GREENGUARD Certification

Fabric	List Price
Black Eco Leather Seat and Back	625.00

NEW



32-E33P918PHL Black Eco Leather Seat and Back Managers Chair with Adjustable Headrest, Adjustable Arms and Polished Aluminum Finish Base

Overall Size: 27.75W x 29D x 56H

Seat: 19.5W x 20D x 4T **Back:** 21W x 22H **Seat Range:** 17.75-22.25

Arms to Floor: 25 **Weight:** 53 **UPS Weight:** 59 **COM:** N/A

Carton: 31L x 26W x 14H **Cube:** 6.53

Options: N/A **Features:** 1, 4, 7, 8, 9 **Control:** 2-to-1 Synchro Tilt

Notes: REPLACES 32-44P918PHL

Has achieved GREENGUARD Certification

Fabric	List Price
Black Eco Leather Seat and Back	725.00

NEW

36 Series



★ **3680** Light AirGrid[®] Managers Chair with Black Top Grain Leather Seat, Adjustable Lumbar and Platinum Finish Base

Overall Size: 27.5W x 27D x 44H

Seat: 20W x 20D x 4T **Back:** 21W x 22H **Seat Range:** 18-22.5

Arms to Floor: 26 **Weight:** 48 **UPS Weight:** 56 **COM:** N/A

Carton: 32L x 26W x 13H **Cube:** 6.25

Options: N/A **Features:** 1, 4, 7, 8, 9 **Control:** 2-to-1 Synchro Tilt

Notes:

Has achieved GREENGUARD Certification

Fabric	List Price
Light AirGrid [®] Back and Black Top Grain Leather Seat and Trim	850.00



3685 Light AirGrid® Visitors Chair with Black Top Grain Leather Seat, Adjustable Lumbar, and Platinum Finish Sled Base

Overall Size: 27.5W x 27D x 40.25H
Seat: 20W x 20D x 4T **Back:** 21W x 22H **Seat Range:** 18.75
Arms to Floor: 27 **Weight:** 52 **UPS Weight:** 59 **COM:** N/A
Carton: 31L x 23W x 16H **Cube:** 6.60
Options: N/A **Features:** N/A **Control:** N/A
Notes:
 Has achieved GREENGUARD Certification

Fabric	List Price
Light AirGrid® Back and Black Top Grain Leather Seat and Trim	615.00



★ **36806** Light AirGrid® Back Managers Chair with Black Top Grain Leather Seat, Adjustable Headrest, Adjustable Lumbar and Platinum Finish Base

Overall Size: 27.5W x 27D x 54.5H
Seat: 20W x 20D x 4T **Back:** 21W x 22H **Seat Range:** 18-22.5
Arms to Floor: 26 **Weight:** 58 **UPS Weight:** 67 **COM:** N/A
Carton: 38L x 26W x 13H **Cube:** 7.43
Options: N/A **Features:** 1, 4, 7, 8, 9 **Control:** 2-to-1 Synchro Tilt
Notes:
 Has achieved GREENGUARD Certification

Fabric	List Price
Light AirGrid® Back and Black Top Grain Leather Seat and Trim	950.00



327-66C61F6



★ **327-E36C61F6** Light Air Grid® Back Chair with Padded Eco Leather Seat, 4-Way Adjustable Flip Arms, Optional Headrest and Platinum Coated Base

Overall Size: 27.5W x 26.5D x 44.75H
Seat: 20.5W x 19D x 3.5T **Back:** 20W x 22.5H **Seat Range:** 19 - 23
Arms to Floor: 26.25 **Weight:** 45 **UPS Weight:** 56 **COM:** N/A
Carton: 32L x 26W x 13H **Cube:** 6.25
Options: N/A **Features:** 1, 4, 7, 8, 9 **Control:** 2-to-1 Synchro Tilt
Notes: Optional Headrest EHRL006
 Has achieved GREENGUARD Certification

Fabric	List Price
Light Air Grid® Back and Black Eco Leather Seat	695.00
NEW	



★ **327-66C61F6** Light Air Grid® Seat and Back Chair with 4-Way Adjustable Flip Arms, Optional Headrest and Platinum Coated Base

Overall Size: 27.5W x 26.5D x 44.75H
Seat: 20.5W x 19D **Back:** 20W x 22.5H **Seat Range:** 18.25 - 22.25
Arms to Floor: 26.25 **Weight:** 46 **UPS Weight:** 60 **COM:** N/A
Carton: 32L x 26W x 14H **Cube:** 6.74
Options: N/A **Features:** 1, 4, 7, 8, 9 **Control:** 2-to-1 Synchro Tilt
Notes: Optional Headrest EHRL006
 Has achieved GREENGUARD Certification

Fabric	List Price
Light Air Grid® Seat and Back	765.00
NEW	

37 & 55 Series



327-E36C61F6HL Light Air Grid[®] Back Chair with Padded Eco Leather Seat, 4-Way Adjustable Flip Arms, Adjustable Headrest and Platinum Coated Base

Overall Size: 27.5W x 26.5D x 57H
Seat: 20.5W x 19D x 3.5T **Back:** 20W x 22.5H **Seat Range:** 19 - 23
Arms to Floor: 26.25 **Weight:** 45 **UPS Weight:** 60 **COM:** N/A
Carton: 32L x 26W x 13H **Cube:** 6.74
Options: N/A **Features:** 1, 4, 7, 8, 9 **Control:** 2-to-1 Synchro Tilt
Notes:
 Has achieved GREENGUARD Certification

Fabric	List Price
Light Air Grid [®] Back and Black Eco Leather Seat	785.00

NEW



327-66C61F6HL Light Air Grid[®] Seat and Back Chair with 4-Way Adjustable Flip Arms, Adjustable Headrest and Platinum Coated Base

Overall Size: 27.5W x 26.5D x 57H
Seat: 20.5W x 19D **Back:** 20W x 22.5H **Seat Range:** 18.25 - 22.25
Arms to Floor: 26.25 **Weight:** 46 **UPS Weight:** 60 **COM:** N/A
Carton: 32L x 26W x 14H **Cube:** 6.74
Options: N/A **Features:** 1, 4, 7, 8, 9 **Control:** 2-to-1 Synchro Tilt
Notes:
 Has achieved GREENGUARD Certification

Fabric	List Price
Light Air Grid [®] Seat and Back	855.00

NEW

37 Series



37-33N1A7U Professional Black Mesh Executive Chair with Soft PU Padded Adjustable Arms and Deluxe Nylon Base

Overall Size: 26.25W x 29.5D x 44.5H
Seat: 20.75W x 20.75D x 3T **Back:** 21.5W x 29.5H **Seat Range:** 18 - 22.25
Arms to Floor: 26 **Weight:** 48 **UPS Weight:** 61 **COM:** N/A
Carton: 32L x 26W x 14H **Cube:** 6.74
Options: N/A **Features:** 1, 4, 7, 8, 9 **Control:** 2-to-1 Synchro Tilt
Notes:
 Has achieved GREENGUARD Certification

Fabric	List Price
Black Mesh Seat and Back	550.00

55 Series



55-7N17 Professional AirGrid[®] Back Managers Chair with Custom Fabric Seat, Adjustable Arms and Angled Nylon Base

Overall Size: 27W x 26.5D x 42H
Seat: 20.5W x 19.5D x 3.5T **Back:** 20.5W x 19H **Seat Range:** 18.75-23
Arms to Floor: 25.5 **Weight:** 40 **UPS Weight:** 53 **COM:** 1 yd
Carton: 29L x 27W x 13H **Cube:** 5.89
Options: N/A **Features:** 1, 4, 7, 8, 9 **Control:** 2-to-1 Synchro Tilt
Notes:
 Has achieved GREENGUARD Certification

Fabric	List Price
Dark AirGrid [®] Back and Custom Fabric Seat	
A	395.00
B	410.00
C	430.00
R	460.00



55-7V30 Professional AirGrid[®] Back Visitors Chair with Custom Fabric Seat, Fixed Arms and Sled Base

Overall Size: 26.5W x 26.5D x 37.25H
Seat: 20.5W x 19.5D x 3T **Back:** 20.5W x 20H **Seat Range:** 19
Arms to Floor: 25.75 **Weight:** 40 **UPS Weight:** 49 **COM:** 1 yd
Carton: 28L x 26W x 13H **Cube:** 5.47
Options: N/A **Features:** N/A **Control:** N/A
Notes:
 Has achieved GREENGUARD Certification

Fabric	List Price
Dark AirGrid [®] Back and Custom Fabric Seat	
A	355.00
B	370.00
C	390.00
R	420.00



★ **55-38N17** Latte AirGrid[®] Back Deluxe Task Chair with Black Mesh Seat, Adjustable Angled Arms and Angled Nylon Base

Overall Size: 27W x 26.5D x 42H
Seat: 20.5W x 19.5D x 3.5T **Back:** 20.5W x 19H **Seat Range:** 18.75-23
Arms to Floor: 25.5 **Weight:** 41 **UPS Weight:** 49 **COM:** N/A
Carton: 28L x 26W x 13H **Cube:** 5.47
Options: N/A **Features:** 1, 4, 7, 8, 9 **Control:** 2-to-1 Synchro Tilt
Notes:
 Has achieved GREENGUARD Certification

Fabric	List Price
Latte AirGrid [®] Back and Black Mesh Seat	375.00

★ NJ In Stock



★ **55-88N15** Latte AirGrid® Seat and Back Deluxe Task Chair with Adjustable Angled Arms and Angled Nylon Base

Overall Size: 27W x 26.5D x 42H
Seat: 20.5W x 19.5D **Back:** 20.5W x 18.5H **Seat Range:** 18-22.25
Arms to Floor: 25.5 **Weight:** 40 **UPS Weight:** 49 **COM:** N/A
Carton: 28L x 26W x 13H **Cube:** 5.47
Options: N/A **Features:** 1, 4, 7, 8, 9 **Control:** 2-to-1 Synchro Tilt
Notes:
 Has achieved GREENGUARD Certification

Fabric	List Price
Latte AirGrid® Seat and Back	440.00



★ **55-M22N17** Shadow AirGrid® Back and Shadow Mesh Seat, Adjustable Angled Arms and Angled Nylon Base


Overall Size: 27W x 26.5D x 42H
Seat: 20.5W x 19.5D x 3.5T **Back:** 20.5W x 18.5H **Seat Range:** 18.75-23
Arms to Floor: 25.5 **Weight:** 40 **UPS Weight:** 49 **COM:** N/A
Carton: 28L x 26W x 13H **Cube:** 5.47
Options: N/A **Features:** 1, 4, 7, 8, 9 **Control:** 2-to-1 Synchro Tilt
Notes:
 Has achieved GREENGUARD Certification

Fabric	List Price
Shadow AirGrid® Back and Shadow Mesh Seat	375.00



★ **5500®** AirGrid® Back and Black Mesh Seat, Adjustable Angled Arms and Angled Nylon Base

Overall Size: 26.5W x 25.25D x 42H
Seat: 20.5W x 19.5D x 3.5T **Back:** 20.5W x 18.5H **Seat Range:** 18.75-23
Arms to Floor: 25.5 **Weight:** 40 **UPS Weight:** 49 **COM:** N/A
Carton: 28L x 26W x 13H **Cube:** 5.47
Options: N/A **Features:** 1, 4, 7, 8, 9 **Control:** 2-to-1 Synchro Tilt
Notes:
 Has achieved GREENGUARD Certification

Fabric	List Price
Dark AirGrid® Back & Black Mesh Seat	375.00
 Fun Colors	375.00



★ **5500V** Black Vinyl Over AirGrid® Back and Black Vinyl Seat, Adjustable Angled Arms and Angled Nylon Base


Overall Size: 26.5W x 25.25D x 42H
Seat: 20.5W x 19.5D x 3.5T **Back:** 20.5W x 18.5H **Seat Range:** 18.75-23
Arms to Floor: 25.5 **Weight:** 40 **UPS Weight:** 49 **COM:** N/A
Carton: 28L x 26W x 13H **Cube:** 5.47
Options: N/A **Features:** 1, 4, 7, 8, 9 **Control:** 2-to-1 Synchro Tilt
Notes:
 Has achieved GREENGUARD Certification

Fabric	List Price
Black Vinyl Over AirGrid® Back and Black Vinyl Seat	375.00



★ **5505** Professional AirGrid® Back Visitors Chair with Black Mesh Seat, Fixed Arms and Sled Base

Overall Size: 24.5W x 25.5D x 37.25H
Seat: 20.5W x 19.5D x 3T **Back:** 20.5W x 18.5H **Seat Range:** 19
Arms to Floor: 25.5 **Weight:** 40 **UPS Weight:** 54 **COM:** N/A
Carton: 27L x 24W x 16H **Cube:** 6.0
Options: N/A **Features:** N/A **Control:** N/A
Notes:
 Has achieved GREENGUARD Certification

Fabric	List Price
Dark AirGrid® Back & Black Mesh Seat	340.00
 Fun Colors	340.00



55-38V30 Professional Latte AirGrid® Back Visitors Chair with Black Mesh Seat, Fixed Arms and Sled Base

Overall Size: 24.5W x 25.5D x 37.25H
Seat: 20.5W x 19.5D x 3T **Back:** 20.5W x 18.5H **Seat Range:** 19
Arms to Floor: 25.5 **Weight:** 40 **UPS Weight:** 54 **COM:** N/A
Carton: 27L x 24W x 16H **Cube:** 6.0
Options: N/A **Features:** N/A **Control:** N/A
Notes:
 Has achieved GREENGUARD Certification

Fabric	List Price
Latte AirGrid® Back and Black Mesh Seat	340.00

55 & 57 Series



★ **5540** AirGrid® Back and Mesh Seat Managers Chair with Adjustable Angled Arms, Adjustable
● Lumber and Angled Nylon Base
Overall Size: 27.5W x 28.5D x 46H
Seat: 21.75W x 19.5D x 4.25T **Back:** 20.5W x 32.75H **Seat Range:** 19-23.25
Arms to Floor: 25.5 **Weight:** 48 **UPS Weight:** 65 **COM:** N/A
Carton: 37L x 26W x 13H **Cube:** 7.23
Options: HRM003 **Features:** 1, 4, 7, 8, 9 **Control:** 2-to-1 Synchro Tilt
Notes:
Has achieved GREENGUARD Certification

Fabric	List Price
Dark AirGrid® Back and Black Mesh Seat and Trim	500.00



★ **5560** AirGrid® Seat and Back Task Chair with Adjustable Angled Arms and Angled Nylon
● Base
Overall Size: 26.75W x 26.5D x 42H
Seat: 20.5W x 21D **Back:** 20.5W x 18.5H **Seat Range:** 18-22.25
Arms to Floor: 25.5 **Weight:** 40 **UPS Weight:** 49 **COM:** N/A
Carton: 28L x 26W x 13H **Cube:** 5.47
Options: N/A **Features:** 1, 4, 7, 8, 9 **Control:** 2-to-1 Synchro Tilt
Notes:
Has achieved GREENGUARD Certification

Fabric	List Price
Dark AirGrid® Seat and Back	440.00



5565 AirGrid® Seat and Back Visitors Chair with Adjustable Angled Arms and Sled Base
Overall Size: 26.5W x 27D x 37.25H
Seat: 20.5W x 21D **Back:** 20.5W x 18.5H **Seat Range:** 18.25
Arms to Floor: 26 **Weight:** 40 **UPS Weight:** 56 **COM:** N/A
Carton: 28L x 24W x 16H **Cube:** 6.22
Options: N/A **Features:** N/A **Control:** N/A
Notes:
Has achieved GREENGUARD Certification

Fabric	List Price
Dark AirGrid® Seat and Back	390.00



★ **55403** AirGrid® Back and Mesh Seat Managers Chair with Adjustable Headrest, Adjustable
● Angled Arms, Adjustable Lumbar and Angled Nylon Base
Overall Size: 27.5W x 28.5D x 56.25H
Seat: 21.75W x 19.5D x 4.25T **Back:** 20.5W x 32.75H **Seat Range:** 19-23.25
Arms to Floor: 25.5 **Weight:** 48 **UPS Weight:** 65 **COM:** N/A
Carton: 37L x 26W x 13H **Cube:** 7.23
Options: N/A **Features:** 1, 4, 7, 8, 9 **Control:** 2-to-1 Synchro Tilt
Notes:
Has achieved GREENGUARD Certification

Fabric	List Price
Dark AirGrid® Back and Black Mesh Seat and Trim	595.00

57 Series



★ **5700E®** AirGrid® Back and Black Eco Leather Seat, Adjustable Angled Arms and Angled
● Nylon Base
Overall Size: 26.5W x 25.25D x 42H
Seat: 20.5W x 19.5D x 3.5T **Back:** 20.5W x 18.5H **Seat Range:** 18.75-23
Arms to Floor: 25.5 **Weight:** 40 **UPS Weight:** 51 **COM:** N/A
Carton: 28L x 27W x 13H **Cube:** 5.68
Options: N/A **Features:** 1, 4, 7, 8, 9 **Control:** 2-to-1 Synchro Tilt
Notes: REPLACES 5700®
Has achieved GREENGUARD Certification

Fabric	Updated List Price
Dark AirGrid® Back and Black Eco Leather Seat	385.00



★ **5705E** Professional AirGrid® Back Visitors Chair with Eco Leather Seat, Fixed Arms
and Sled Base
Overall Size: 24.5W x 25.5D x 37.25H
Seat: 20.5W x 19.5D x 3T **Back:** 20.5W x 18.5H **Seat Range:** 19
Arms to Floor: 25.75 **Weight:** 40 **UPS Weight:** 54 **COM:** N/A
Carton: 27L x 24W x 16H **Cube:** 6.0
Options: N/A **Features:** N/A **Control:** N/A
Notes: REPLACES 5705
Has achieved GREENGUARD Certification

Fabric	Updated List Price
Dark AirGrid® Back and Black Eco Leather Seat	350.00



★ **57906E** AirGrid® Back and Eco Leather Seat Managers Chair with Adjustable Headrest,
● Adjustable Angled Arms, Adjustable Lumbar and Angled Nylon Base

Overall Size: 27.5W x 28.5D x 56.25H
Seat: 21.75W x 19.5D x 4.25T **Back:** 20.5W x 32.75H **Seat Range:** 19-23.25
Arms to Floor: 25.5 **Weight:** 48 **UPS Weight:** 67 **COM:** N/A
Carton: 37L x 27W x 12H **Cube:** 6.93
Options: N/A **Features:** 1, 4, 7, 8, 9 **Control:** 2-to-1 Synchro Tilt
Notes: **REPLACES** 57906
 Has achieved **GREENGUARD Certification**

Fabric	Updated List Price
Dark AirGrid® Back & Black Eco Leather Seat & Trim	670.00

213 Series



★ **213-E37P91F3** AirGrid® Back and Padded Eco Leather Seat with 4-Way Adjustable Flip Arms, Built-In Lumbar Support and Polished Aluminum Base

Overall Size: 27.5W x 23.75D x 42.5H
Seat: 20W x 19.5D x 2.5T **Back:** 21W x 21.25H **Seat Range:** 18.25-22.25
Arms to Floor: 25.75 **Weight:** 41 **UPS Weight:** 56 **COM:** N/A
Carton: 32L x 26W x 13H **Cube:** 6.25
Options: N/A **Features:** 1, 4, 7, 8, 9 **Control:** 2-to-1 Synchro Tilt
Notes: **REPLACES** 58-47P918P
 Has achieved **GREENGUARD Certification**

Fabric	List Price
AirGrid® Back and Padded Eco Leather Seat	550.00

NEW

62 Series



6216 Deluxe AirGrid® Back and Seat Managers Chair with Adjustable Arms, Adjustable Lumbar and Gunmetal Finish Base

Overall Size: 28.5W x 27D x 44.5H
Seat: 21.75W x 20.5D **Back:** 21.5W x 24H **Seat Range:** 17.5-21.75
Arms to Floor: 27 **Weight:** 51 **UPS Weight:** 51 **COM:** N/A
Carton: 32L x 26W x 11H **Cube:** 5.29
Options: N/A **Features:** 1, 4, 7, 8, 9 **Control:** 2-to-1 Synchro Tilt
Notes:
 Has achieved **GREENGUARD Certification**

Fabric	List Price
Dark AirGrid® Seat and Back	775.00



6236 Dual Function AirGrid® Seat and Back Managers Chair with Adjustable Arms, Adjustable Lumbar and Gunmetal Finish Base

Overall Size: 28.5W x 27D x 44.5H
Seat: 21.75W x 20.5D **Back:** 21.5W x 24H **Seat Range:** 18.25-22.5
Arms to Floor: 27 **Weight:** 57 **UPS Weight:** 57 **COM:** N/A
Carton: 32L x 26W x 11H **Cube:** 5.29
Options: N/A **Features:** 1, 4, 8, 9, 11 **Control:** Dual Function
Notes:
 Has achieved **GREENGUARD Certification**

Fabric	List Price
Dark AirGrid® Seat and Back	825.00



63-37A773HM Dual Layer AirGrid® Back and Black Mesh Seat, Adjustable Headrest, 2-Way Adjustable Arms, Adjustable Lumbar and Gunmetal Finish Base

Overall Size: 30W x 27.25D x 55.5H
Seat: 22W x 21D x 4T **Back:** 21.25W x 23H **Seat Range:** 18.75-21.75
Arms to Floor: 24.25 **Weight:** 66 **UPS Weight:** 66 **COM:** N/A
Carton: 37L x 26W x 13H **Cube:** 7.23 **Options:** N/A
Features: 1, 4, 6, 8, 9 **Control:** Mid Pivot Knee Tilt
Notes:
 Has achieved **GREENGUARD Certification** **Big & Tall 400 lbs.**

Fabric	List Price
Dual Layer AirGrid® Back and Black Mesh Seat and Trim	995.00

67 Series



★ **67-E36N69R5** Light AirGrid® Back and Eco Leather Seat Managers Chair with Flip Arms, Multi Function 4-Lever and Angled Nylon Base

Overall Size: 27.75W x 24.75D x 44H
Seat: 20.5W x 19D x 3.5T **Back:** 19W x 20.75H **Seat Range:** 19-23.5
Arms to Floor: 28 **Weight:** 46 **UPS Weight:** 49 **COM:** N/A
Carton: 28L x 26W x 13H **Cube:** 5.47
Options: N/A **Features:** 1, 3, 4, 9, 13 **Control:** Multi-Function with Seat Slider
Notes:
 Has achieved **GREENGUARD Certification** **Seat Slider**

Fabric	List Price
Light AirGrid® Back and Black Eco Leather Seat	550.00

67 & 68 Series



★ **67-66N69R5** Light AirGrid® Back and Seat Managers Chair with Flip Arms, Multi Function 4-Lever and Angled Platinum Finished Nylon Base

Overall Size: 27.75W x 24.75D x 43.25H
Seat: 20W x 20D **Back:** 19W x 19.5H **Seat Range:** 19.25-23.5
Arms to Floor: 27.5 **Weight:** 47 **UPS Weight:** 49 **COM:** N/A
Carton: 28L x 26W x 13H **Cube:** 5.47
Options: N/A **Features:** 1, 3, 4, 9, 13 **Control:** Multi-Function with Seat Slider
Notes:
 Has achieved GREENGUARD Certification Seat Slider

Fabric	List Price
Light AirGrid® Back and Seat	595.00



★ **67-37N9G5** Dark AirGrid® Back and Black Mesh Seat Managers Chair with Flip Arms, Multi Function 4-Lever and Angled Nylon Base

Overall Size: 28W x 24.75D x 43.5H
Seat: 20.5W x 19D x 4T **Back:** 19W x 20.75H **Seat Range:** 19.25-23.5
Arms to Floor: 27.75 **Weight:** 46 **UPS Weight:** 49 **COM:** N/A
Carton: 28L x 26W x 13H **Cube:** 5.47
Options: N/A **Features:** 1, 3, 4, 9, 13 **Control:** Multi-Function with Seat Slider
Notes:
 Has achieved GREENGUARD Certification Seat Slider

Fabric	List Price
Dark AirGrid® Back and Black Mesh Seat	550.00



★ **67-77N9G5** Dark AirGrid® Back and Seat Managers Chair with Flip Arms, Multi Function 4-Lever and Angled Nylon Base

Overall Size: 27.25W x 25.55D x 43H
Seat: 20W x 20D **Back:** 19W x 19.5H **Seat Range:** 19.25-23.5
Arms to Floor: 27.5 **Weight:** 47 **UPS Weight:** 49 **COM:** N/A
Carton: 28L x 26W x 13H **Cube:** 5.47
Options: N/A **Features:** 1, 3, 4, 9, 13 **Control:** Multi-Function with Seat Slider
Notes:
 Has achieved GREENGUARD Certification Seat Slider

Fabric	List Price
Dark AirGrid® Back and Seat	595.00



★ **67-E36N61R5** Light AirGrid® Back and Black Eco Leather Seat Managers Chair with 2-to-1 Synchro Tilt, Flip Arms and Angled Platinum Finished Nylon Base

Overall Size: 27.75W x 24D x 42.5H
Seat: 20.5W x 19D x 3.5T **Back:** 19W x 20.75H **Seat Range:** 18.75-23
Arms to Floor: 27.25 **Weight:** 42 **UPS Weight:** 49 **COM:** N/A
Carton: 28L x 26W x 13H **Cube:** 5.47
Options: N/A **Features:** 1, 4, 7, 8, 9 **Control:** 2-to-1 Synchro Tilt
Notes:
 Has achieved GREENGUARD Certification

Fabric	List Price
Light AirGrid® Back and Black Eco Leather Seat	490.00



★ **67-37N1G5** Dark AirGrid® Back and Mesh Seat Managers Chair with 2-to-1 Synchro Tilt, Flip Arms and Angled Nylon Base

Overall Size: 28W x 25D x 42.5H
Seat: 20.5W x 19D x 4T **Back:** 19W x 20.75H **Seat Range:** 18.75-23
Arms to Floor: 27 **Weight:** 42 **UPS Weight:** 49 **COM:** N/A
Carton: 28L x 26W x 13H **Cube:** 5.47
Options: N/A **Features:** 1, 4, 7, 8, 9 **Control:** 2-to-1 Synchro Tilt
Notes:
 Has achieved GREENGUARD Certification

Fabric	List Price
Dark AirGrid® Back and Mesh Seat	490.00

68 Series



★ **68-50764** Breathable Mesh Back and Layered Leather Seat, 4-Way Adjustable Arms, Seat Slider, Dual-Function Control and Gunmetal Finish Base

Overall Size: 28W x 27D x 41H
Seat: 21.5W x 21D x 4.5T **Back:** 21.5W x 22H **Seat Range:** 18-21.25
Arms to Floor: 25.25 **Weight:** 60 **UPS Weight:** 65 **COM:** N/A
Carton: 32L x 26W x 15H **Cube:** 7.22
Options: N/A **Features:** 1, 2, 3, 4, 8, 11 **Control:** Dual-Function w/Seat Slider
Notes:
 Has achieved GREENGUARD Certification

Fabric	List Price
Breathable Mesh Back and Layered Black Leather Seat	950.00

★ NJ In Stock ● GA In Stock



6806 Professional Dual Function AirGrid® Back and Black Mesh Seat Managers Chair with Adjustable Arms, Adjustable Lumbar and Gunmetal Finish Base

Overall Size: 28.25W x 30.25D x 44.75H

Seat: 21.5W x 21D x 4.5T **Back:** 21.5W x 24H **Seat Range:** 18.25-22.5

Arms to Floor: 27.25 **Weight:** 57 **UPS Weight:** 61 **COM:** N/A

Carton: 32L x 26W x 14H **Cube:** 6.74

Options: N/A **Features:** 1, 4, 8, 9, 11 **Control:** Dual Function

Notes:

Has achieved GREENGUARD Certification

Fabric	List Price
Dark AirGrid® Back and Mesh Seat	800.00



★ **6876** Professional Dual Function AirGrid® Back and Leather Seat Managers Chair with Adjustable Arms, Adjustable Lumbar and Gunmetal Finish Base

Overall Size: 28.25W x 30.25D x 44.75H

Seat: 21.5W x 21D x 4.5T **Back:** 21.5W x 24H **Seat Range:** 18.25-22.5

Arms to Floor: 27.25 **Weight:** 57 **UPS Weight:** 61 **COM:** N/A

Carton: 32L x 26W x 14H **Cube:** 6.74

Options: N/A **Features:** 1, 4, 8, 9, 11 **Control:** Dual Function

Notes:

Has achieved GREENGUARD Certification

Fabric	List Price
Dark AirGrid® Back and Leather Seat	875.00

75 Series



75-7A773 Dual Layer AirGrid® Back and Custom Fabric Seat Ergonomic Chair with Adjustable Lumbar, 2-Way Adjustable Arms and Gunmetal Finish Base

Overall Size: 30.25W x 28.75D x 44.5H

Seat: 22W x 21D x 4.25T **Back:** 20.75W x 22.5H **Seat Range:** 19-22

Arms to Floor: 25.5 **Weight:** 62 **UPS Weight:** 62 **COM:** 1 yds

Carton: 28L x 27W x 14H **Cube:** 6.12

Options: N/A **Features:** 1, 4, 6, 8, 9 **Control:** Mid Pivot Knee Tilt

Notes:

Has achieved GREENGUARD Certification

Big & Tall 400 lbs.



Fabric	List Price
Dual Layer Dark AirGrid® Back and Custom Fabric Seat	
A	900.00
B	950.00
C	985.00
R	1050.00



★ **75-37A773** Dual Layer AirGrid® Back and Black Mesh Seat Ergonomic Chair with Adjustable Lumbar, 2-Way Adjustable Arms and Gunmetal Finish Base

Overall Size: 30.25W x 28.75D x 44.5H

Seat: 22W x 21D x 4.25T **Back:** 20.75W x 22.25H **Seat Range:** 19-22

Arms to Floor: 25.5 **Weight:** 62 **UPS Weight:** 62 **COM:** N/A

Carton: 28L x 27W x 14H **Cube:** 6.12

Options: N/A **Features:** 1, 4, 6, 8, 9 **Control:** Mid Pivot Knee Tilt

Notes:

Has achieved GREENGUARD Certification

Big & Tall 400 lbs.

Fabric	List Price
Dual Layer Dark AirGrid® Back and Black Mesh Seat	850.00



★ **75-47A773** Dual Layer AirGrid® Back and Black Leather Seat Ergonomic Chair with Adjustable Lumbar, 2-Way Adjustable Arms and Gunmetal Finish Base

Overall Size: 30.25W x 28.75D x 44.5H

Seat: 22W x 21D x 4.25T **Back:** 20.75W x 22.25H **Seat Range:** 19-22

Arms to Floor: 25.5 **Weight:** 62 **UPS Weight:** 62 **COM:** N/A

Carton: 28L x 27W x 14H **Cube:** 6.12

Options: N/A **Features:** 1, 4, 6, 8, 9 **Control:** Mid Pivot Knee Tilt

Notes:

Has achieved GREENGUARD Certification

Big & Tall 400 lbs.

Fabric	List Price
Dual Layer Dark AirGrid® Back and Black Leather Seat	925.00



81-V47N18P Dark AirGrid® Back and Charcoal VeraFlex® Seat Managers Chair with Adjustable Arms and Angled Nylon Base

Overall Size: 26.75W x 25.5D x 40.5H

Seat: 20W x 19.75D x 3.5T **Back:** 20W x 19H **Seat Range:** 18.5-22.75

Arms to Floor: 25.25 **Weight:** 40 **UPS Weight:** 46 **COM:** N/A

Carton: 31L x 26W x 11H **Cube:** 5.13

Options: N/A **Features:** 1, 4, 7, 8, 9 **Control:** 2-to-1 Synchro Tilt

Notes:

Has achieved GREENGUARD Certification

Fabric	List Price
Dark AirGrid® Back and Charcoal VeraFlex® Seat	495.00

★ NJ In Stock

● GA In Stock

81 & 86 REVV[®] Series



81-V77N18P Dark AirGrid[®] Back and Blue Mist VeraFlex[®] Seat Managers Chair with Adjustable Arms and Angled Nylon Base

Overall Size: 26.75W x 25.5D x 40.5H
Seat: 20W x 19.75D x 3.5T **Back:** 20W x 19H **Seat Range:** 18.5-22.75
Arms to Floor: 25.25 **Weight:** 40 **UPS Weight:** 46 **COM:** N/A
Carton: 31L x 26W x 11H **Cube:** 5.13
Options: N/A **Features:** 1, 4, 7, 8, 9 **Control:** 2-to-1 Synchro Tilt
Notes:

Has achieved GREENGUARD Certification

Fabric	List Price
Dark AirGrid [®] Back and Blue Mist VeraFlex [®] Seat	495.00



81-V87N18P Dark AirGrid[®] Back and Latte VeraFlex[®] Seat Managers Chair with Adjustable Arms and Angled Nylon Base

Overall Size: 26.75W x 25.5D x 40.5H
Seat: 20W x 19.75D x 3.5T **Back:** 20W x 19H **Seat Range:** 18.5-22.75
Arms to Floor: 25.25 **Weight:** 40 **UPS Weight:** 46 **COM:** N/A
Carton: 31L x 26W x 11H **Cube:** 5.13
Options: N/A **Features:** 1, 4, 7, 8, 9 **Control:** 2-to-1 Synchro Tilt
Notes:

Has achieved GREENGUARD Certification

Fabric	List Price
Dark AirGrid [®] Back and Latte VeraFlex [®] Seat	495.00

86 REVV[®] Series



86-M22C625R Ice Self Adjusting SpaceFlex[®] Back and Shadow Mesh Seat Managers Chair with Adjustable Arms and Platinum Finish Base

Overall Size: 27.25W x 24D x 44H
Seat: 19.25W x 19.5D x 4.5T **Back:** 21W x 19H **Seat Range:** 18.25-22.5
Arms to Floor: 24.75 **Weight:** 50 **UPS Weight:** 55 **COM:** N/A
Carton: 31L x 26W x 13H **Cube:** 6.06 **Options:** N/A
Features: 1, 4, 7, 8, 9 **Control:** Self Adjusting 4-to-1 Synchro Tilt
Notes:

Has achieved GREENGUARD Certification

Fabric	List Price
Ice SpaceFlex [®] Back and Shadow Mesh Seat	675.00
Self Adjusting Mechanism	



86-M32C625R Ice Self Adjusting SpaceFlex[®] Back and Raven Mesh Seat Managers Chair with Adjustable Arms and Platinum Finish Base

Overall Size: 27.25W x 24D x 44H
Seat: 19.25W x 19.5D x 4.5T **Back:** 21W x 19H **Seat Range:** 18.25-22.5
Arms to Floor: 24.75 **Weight:** 50 **UPS Weight:** 55 **COM:** N/A
Carton: 31L x 26W x 13H **Cube:** 6.06 **Options:** N/A
Features: 1, 4, 7, 8, 9 **Control:** Self Adjusting 4-to-1 Synchro Tilt
Notes:

Has achieved GREENGUARD Certification

Fabric	List Price
Ice SpaceFlex [®] Back and Raven Mesh Seat	675.00
Self Adjusting Mechanism	



86-M33BN2W Raven Self Adjusting SpaceFlex[®] Back and Raven Mesh Seat Managers Chair with Adjustable Arms and Nylon Base

Overall Size: 27.25W x 24D x 44H
Seat: 19.25W x 19.5D x 4.5T **Back:** 21W x 19H **Seat Range:** 18.25-22.5
Arms to Floor: 24.75 **Weight:** 50 **UPS Weight:** 55 **COM:** N/A
Carton: 31L x 26W x 13H **Cube:** 6.06 **Options:** N/A
Features: 1, 4, 7, 8, 9 **Control:** Self Adjusting 4-to-1 Synchro Tilt
Notes:

Has achieved GREENGUARD Certification

Fabric	List Price
Raven SpaceFlex [®] Back and Raven Mesh Seat	625.00
Self Adjusting Mechanism	



86-M33C625R Raven Self Adjusting SpaceFlex[®] Back and Raven Mesh Seat Managers Chair with Adjustable Arms and Platinum Finish Base

Overall Size: 27.25W x 24D x 44H
Seat: 19.25W x 19.5D x 4.5T **Back:** 21W x 19H **Seat Range:** 18.25-22.5
Arms to Floor: 24.75 **Weight:** 50 **UPS Weight:** 55 **COM:** N/A
Carton: 31L x 26W x 13H **Cube:** 6.06
Features: 1, 4, 7, 8, 9 **Control:** Self Adjusting 4-to-1 Synchro Tilt
Notes:

Has achieved GREENGUARD Certification

Fabric	List Price
Raven SpaceFlex [®] Back and Raven Mesh Seat	675.00
Self Adjusting Mechanism	



86-M34C625R Fog Self Adjusting SpaceFlex® Back and Raven Mesh Seat Managers Chair with Adjustable Arms and Platinum Finish Base

Overall Size: 27.25W x 24D x 44H

Seat: 19.25W x 19.5D x 4.5T **Back:** 21W x 19H **Seat Range:** 18.25-22.5

Arms to Floor: 24.75 **Weight:** 50 **UPS Weight:** 55 **COM:** N/A

Carton: 31L x 26W x 13H **Cube:** 6.06 **Options:** N/A

Features: 1, 4, 7, 8, 9 **Control:** Self Adjusting 4-to-1 Synchro Tilt

Notes:

Has achieved GREENGUARD Certification

Fabric	List Price
Fog SpaceFlex® Back and Raven Mesh Seat	675.00
Self Adjusting Mechanism	



86-M35C625R Tang Self Adjusting SpaceFlex® Back and Raven Mesh Seat Managers Chair with Adjustable Arms and Platinum Finish Base

Overall Size: 27.25W x 24D x 44H

Seat: 19.25W x 19.5D x 4.5T **Back:** 21W x 19H **Seat Range:** 18.25-22.5

Arms to Floor: 24.75 **Weight:** 50 **UPS Weight:** 55 **COM:** N/A

Carton: 31L x 26W x 13H **Cube:** 6.06 **Options:** N/A

Features: 1, 4, 7, 8, 9 **Control:** Self Adjusting 4-to-1 Synchro Tilt

Notes:

Has achieved GREENGUARD Certification

Fabric	List Price
Tang SpaceFlex® Back and Raven Mesh Seat	675.00
Self Adjusting Mechanism	



86-M39C625R Cosmo Self Adjusting SpaceFlex® Back and Raven Mesh Seat Managers Chair with Adjustable Arms and Platinum Finish Base

Overall Size: 27.25W x 24D x 44H

Seat: 19.25W x 19.5D x 4.5T **Back:** 21W x 19H **Seat Range:** 18.25-22.5

Arms to Floor: 24.75 **Weight:** 50 **UPS Weight:** 55 **COM:** N/A

Carton: 31L x 26W x 13H **Cube:** 6.06 **Options:** N/A

Features: 1, 4, 7, 8, 9 **Control:** Self Adjusting 4-to-1 Synchro Tilt

Notes:

Has achieved GREENGUARD Certification

Fabric	List Price
Cosmo SpaceFlex® Back and Raven Mesh Seat	675.00
Self Adjusting Mechanism	



86-M66C625R Kiwi Self Adjusting SpaceFlex® Back and Kiwi Mesh Seat Managers Chair with Adjustable Arms and Platinum Finish Base

Overall Size: 27.25W x 24D x 44H

Seat: 19.25W x 19.5D x 4.5T **Back:** 21W x 19H **Seat Range:** 18.25-22.5

Arms to Floor: 24.75 **Weight:** 50 **UPS Weight:** 55 **COM:** N/A

Carton: 31L x 26W x 13H **Cube:** 6.06 **Options:** N/A

Features: 1, 4, 7, 8, 9 **Control:** Self Adjusting 4-to-1 Synchro Tilt

Notes:

Has achieved GREENGUARD Certification

Fabric	List Price
Kiwi SpaceFlex® Back and Kiwi Mesh Seat	675.00
Self Adjusting Mechanism	



86-M74C625R Fog Self Adjusting SpaceFlex® Back and Blue Mist Mesh Seat Managers Chair with Adjustable Arms and Platinum Finish Base

Overall Size: 27.25W x 24D x 44H

Seat: 19.25W x 19.5D x 4.5T **Back:** 21W x 19H **Seat Range:** 18.25-22.5

Arms to Floor: 24.75 **Weight:** 50 **UPS Weight:** 55 **COM:** N/A

Carton: 31L x 26W x 13H **Cube:** 6.06 **Options:** N/A

Features: 1, 4, 7, 8, 9 **Control:** Self Adjusting 4-to-1 Synchro Tilt

Notes:

Has achieved GREENGUARD Certification

Fabric	List Price
Fog SpaceFlex® Back and Blue Mist Mesh Seat	675.00
Self Adjusting Mechanism	



86-M77C625R Blue Mist Self Adjusting SpaceFlex® Back and Blue Mist Mesh Seat Managers Chair with Adjustable Arms and Platinum Finish Base

Overall Size: 27.25W x 24D x 44H

Seat: 19.25W x 19.5D x 4.5T **Back:** 21W x 19H **Seat Range:** 18.25-22.5

Arms to Floor: 24.75 **Weight:** 50 **UPS Weight:** 55 **COM:** N/A

Carton: 31L x 26W x 13H **Cube:** 6.06 **Options:** N/A

Features: 1, 4, 7, 8, 9 **Control:** Self Adjusting 4-to-1 Synchro Tilt

Notes:

Has achieved GREENGUARD Certification

Fabric	List Price
Blue Mist SpaceFlex® Back and Blue Mist Mesh Seat	675.00
Self Adjusting Mechanism	



86-M88C625R Latte Self Adjusting SpaceFlex® Back and Latte Mesh Seat Managers Chair with Adjustable Arms and Platinum Finish Base

Overall Size: 27.25W x 24D x 44H
Seat: 19.25W x 19.5D x 4.5T **Back:** 21W x 19H **Seat Range:** 18.25-22.5
Arms to Floor: 24.75 **Weight:** 50 **UPS Weight:** 55 **COM:** N/A
Carton: 31L x 26W x 13H **Cube:** 6.06 **Options:** N/A
Features: 1, 4, 7, 8, 9 **Control:** Self Adjusting 4-to-1 Synchro Tilt
Notes:
 Has achieved GREENGUARD Certification

Fabric	List Price
Latte SpaceFlex® Back and Latte Mesh Seat Self Adjusting Mechanism	675.00

88 EPICC Series



88-33BB918P Raven Self Adjusting SpaceFlex® Back and Raven Mesh Seat Managers Chair with Adjustable Arms and Angled Gunmetal Finish Base

Overall Size: 27.25W x 26.5D x 44H
Seat: 21W x 19D x 3T **Back:** 20.5W x 22H **Seat Range:** 15.5-20
Arms to Floor: 24.5 **Weight:** 44 **UPS Weight:** 56 **COM:** N/A
Carton: 32L x 26W x 13H **Cube:** 6.25
Options: N/A **Features:** 1, 4, 7, 8, 9 **Control:** 2-to-1 Synchro Tilt
Notes:
 Has achieved GREENGUARD Certification

Fabric	List Price
Raven SpaceFlex® Back and Raven Mesh Seat	675.00



88-Y33BP91A8 Raven Self Adjusting SpaceFlex® Back and Black Vinyl Seat Managers Chair with Adjustable Arms and Polished Aluminum Finish Angled Base

Overall Size: 27.25W x 26.5D x 44H
Seat: 21W x 19D x 3T **Back:** 20.5W x 22H **Seat Range:** 15.5-20
Arms to Floor: 24.5 **Weight:** 44 **UPS Weight:** 56 **COM:** N/A
Carton: 32L x 26W x 13H **Cube:** 6.25
Options: N/A **Features:** 1, 4, 7, 8, 9 **Control:** 2-to-1 Synchro Tilt
Notes:
 Has achieved GREENGUARD Certification

Fabric	List Price
Raven SpaceFlex® Back and Black Vinyl Seat	725.00

Pulsar Series



88-Y22BP91A8 Ice Self Adjusting SpaceFlex® Back and White Vinyl Seat Managers Chair with Adjustable Arms and Polished Aluminum Finish Angled Base

Overall Size: 27.25W x 26.5D x 44H
Seat: 21W x 19D x 3T **Back:** 20.5W x 22H **Seat Range:** 15.5-20
Arms to Floor: 24.5 **Weight:** 44 **UPS Weight:** 56 **COM:** N/A
Carton: 32L x 26W x 13H **Cube:** 6.25
Options: N/A **Features:** 1, 4, 7, 8, 9 **Control:** 2-to-1 Synchro Tilt
Notes: Has achieved GREENGUARD Certification



Fabric	List Price
Ice SpaceFlex® Back and White Vinyl Seat	725.00
Fun Colors (Seat Only)	725.00



33-Y22P91A8 White Vinyl Managers Chair with Adjustable Arms, Adjustable Lumbar and Polished Aluminum Angled Base

Overall Size: 27W x 25.25D x 44.75H
Seat: 19.5W x 19D x 3T **Back:** 20.5W x 23H **Seat Range:** 17.5-22
Arms to Floor: 24.75 **Weight:** 45 **UPS Weight:** 55 **COM:** N/A
Carton: 31L x 26W x 13H **Cube:** 6.06
Options: N/A **Features:** 1, 4, 7, 8, 9 **Control:** 2-to-1 Synchro Tilt
Notes:
 Has achieved GREENGUARD Certification

Fabric	List Price
White Vinyl Seat and Back	725.00



★ **5200W** White Frame Managers Chair with Padded Mesh Seat and Back, Height Adjustable Flip Arms and Coated Nylon Base

Overall Size: 26W x 26.75D x 38H
Seat: 20.5W x 19.5D x 3.5T **Back:** 20.5W x 19H x 1.25T **Seat Range:** 16.75-19.5
Arms to Floor: 23.5 **Weight:** 44 **UPS Weight:** 53 **COM:** N/A
Carton: 28L x 26W x 14H **Cube:** 5.89
Options: N/A **Features:** 1, 4, 7, 8, 9 **Control:** 2-to-1 Synchro Tilt
Notes: -3 available in NJ & GA. Available in Fun Colors - see page 25.



Fabric	List Price
Fun Colors (Seat and Back)	525.00



Available March 2014



317W-W11C1F2W White Frame Managers Chair with Breathable Mesh Seat and Back, Adjustable Padded Flip Arms and Coated Nylon Base

Overall Size: 28.5W x 26.25D x 42.75H
Seat: 21.25W x 19.75D **Back:** 22W x 22.75H **Seat Range:** 17.75-20.25
Arms to Floor: 25.5 **Weight:** 47 **UPS Weight:** 56 **COM:** N/A
Carton: 32L x 26W x 13H **Cube:** 6.25
Options: N/A **Features:** 1, 4, 7, 8, 9 **Control:** 2-to-1 Synchro Tilt
Notes:

Available March 2014

Fabric	List Price
White Breathable Mesh Seat and Back	795.00
NEW	



★ **317W-W1C1F2W** White Frame Managers Chair with Breathable Mesh Back, Padded Mesh Seat, Adjustable Flip Arms, Adjustable Lumbar Support and Coated Nylon Base

Overall Size: 28.5W x 26D x 43.25H
Seat: 20.5W x 19.25D x 4T **Back:** 22W x 22.75H **Seat Range:** 18.5-21
Arms to Floor: 25.5 **Weight:** 47 **UPS Weight:** 56 **COM:** N/A
Carton: 32L x 26W x 13H **Cube:** 6.25
Options: N/A **Features:** 1, 4, 7, 8, 9 **Control:** 2-to-1 Synchro Tilt
Notes: Available in Fun Colors - see below.

Available March 2014




Fun Colors (Seat only)

Fabric	List Price
White Breathable Mesh Back and Padded Mesh Seat	750.00
NEW	
Fun Colors (Seat only)	750.00



-3 Black



-6 Green




-7 Blue



-9 Red



-261 Pink



-512 Purple



5200W



317W-W1C1F2W




5811 Steel



5812 Rouge



5819 Violet



5877 Sky



5879 Olive



5881 Jade

93 Series



★ **9333E** Black Eco Leather Conference Chair with Cantilever Arms, and Gunmetal Finish Base

Overall Size: 27.5W x 28.25D x 45H
Seat: 22W x 20D x 5.25T **Back:** 21W x 24H x 5T **Seat Range:** 18.75-23.5
Arms to Floor: 28 **Weight:** 56 **UPS Weight:** 61 **COM:** N/A
Carton: 30L x 26W x 15H **Cube:** 6.77
Options: N/A **Features:** 1, 4, 7, 8, 9 **Control:** 2-to-1 Synchro Tilt
Notes: Transitioned to Eco Leather. **REPLACES** 9333.
 Has achieved GREENGUARD Certification

Fabric	List Price
Black Eco Leather Seat and Back	685.00
NEW	

215 Series



★ **215-3R2C62R5** Deluxe R2 SpaceGrid Back Chair with Mesh Seat, Self Adjusting Control, Platinum Finish Flip Arms and Platinum Coated Base with Back End Caps

Overall Size: 27.5W x 25.25D x 44H
Seat: 20.75W x 20D x 4T **Back:** 22.5W x 28H **Seat Range:** 17.75-22
Arms to Floor: 26.5 **Weight:** 49 **UPS Weight:** 55 **COM:** N/A
Carton: 31L x 26W x 13H **Cube:** 6.06 **Options:** N/A
Features: 1, 4, 9, 14 **Control:** Self Adjusting 4-to-1 Synchro Tilt
Notes:
 Has achieved GREENGUARD Certification

Fabric/Frame	List Price
R2 SpaceGrid Back and Black Mesh Seat	595.00

★ NJ In Stock

317 Series



317-ME3R2C6KR5 Professional R2 SpaceGrid Back Chair with Memory Foam Eco Leather Seat, Platinum Finish Flip Arms and Platinum Coated Base with Black End Caps

Overall Size: 28.5W x 26D x 43.25H
Seat: 20.5W x 19.25D x 4T **Back:** 22W x 22.75H **Seat Range:** 18.5-21
Arms to Floor: 26.5 **Weight:** 55 **UPS Weight:** 56 **COM:** N/A
Carton: 32L x 26W x 13H **Cube:** 6.26
Options: N/A **Features:** 1, 3, 4, 7, 8, 9 **Control:** Deluxe 2-to-1 with Seat Slider
Notes:
 Has achieved GREENGUARD Certification **Seat Slider**

Fabric	List Price
R2 SpaceGrid Back and Black Eco Leather Seat	775.00



317-R22C6KR5 Professional R2 SpaceGrid Seat and Back Chair with Platinum Finish Flip Arms and Platinum Coated Base with Black End Caps

Overall Size: 28.5W x 26.25D x 42.75H
Seat: 21.25W x 19.75D **Back:** 22W x 22.75H **Seat Range:** 17.75-20.25
Arms to Floor: 26.25 **Weight:** 55 **UPS Weight:** 56 **COM:** N/A
Carton: 32L x 26W x 13H **Cube:** 6.26
Options: N/A **Features:** 1, 3, 4, 7, 8, 9 **Control:** Deluxe 2-to-1 with Seat Slider
Notes:
 Has achieved GREENGUARD Certification **Seat Slider**

Fabric	List Price
R2 SpaceGrid Seat and Back	850.00



317-ME3R2C7KG5 Professional R2 SpaceGrid Back Chair with Memory Foam Eco Leather Seat, Gunmetal Finish Flip Arms and Coated Base

Overall Size: 28.5W x 26D x 43.25H
Seat: 20.5W x 19.25D x 4T **Back:** 22W x 22.75H **Seat Range:** 18.5-21
Arms to Floor: 26.5 **Weight:** 55 **UPS Weight:** 56 **COM:** N/A
Carton: 32L x 26W x 13H **Cube:** 6.26
Options: N/A **Features:** 1, 3, 4, 7, 8, 9 **Control:** Deluxe 2-to-1 with Seat Slider
Notes:
 Has achieved GREENGUARD Certification

Fabric	List Price
R2 SpaceGrid Back and Black Eco Leather Seat	775.00



317-R22C7KG5 Professional R2 SpaceGrid Seat and Back Chair with Gunmetal Finish Flip Arms and Gunmetal Coated Base with Black End Caps

Overall Size: 28.5W x 26.25D x 42.75H
Seat: 21.25W x 19.75D **Back:** 22W x 22.75H **Seat Range:** 17.75-20.25
Arms to Floor: 26.25 **Weight:** 55 **UPS Weight:** 56 **COM:** N/A
Carton: 32L x 26W x 13H **Cube:** 6.26
Options: N/A **Features:** 1, 3, 4, 7, 8, 9 **Control:** Deluxe 2-to-1 with Seat Slider
Notes:
 Has achieved GREENGUARD Certification **Seat Slider**

Fabric	List Price
R2 SpaceGrid Seat and Back	850.00



★ **317-ME36C61R5** Professional Light AirGrid® Back Chair with Black Eco Leather Seat, Memory Foam, Platinum Finish Flip Arms and Platinum Coated Base with Black End Caps

Overall Size: 28.5W x 23.75D x 44.25H
Seat: 20.5W x 19.25D x 4T **Back:** 22W x 22.75H **Seat Range:** 18.5-22.75
Arms to Floor: 27 **Weight:** 47 **UPS Weight:** 56 **COM:** N/A
Carton: 32L x 26W x 13H **Cube:** 6.26
Options: N/A **Features:** 1, 4, 7, 8, 9 **Control:** 2-to-1 Synchro Tilt
Notes:

Fabric	List Price
Light AirGrid® Back and Black Eco Leather Seat	625.00



★ **317-66C61R5** Professional Light AirGrid® Seat and Back Chair with Platinum Finish Flip Arms and Platinum Coated Base with Black End Caps

Overall Size: 28.5W x 23.75D x 44.25H
Seat: 21.5W x 19.75D **Back:** 22W x 22.75H **Seat Range:** 18.5-22.5
Arms to Floor: 26.75 **Weight:** 48 **UPS Weight:** 56 **COM:** N/A
Carton: 32L x 26W x 13H **Cube:** 6.26
Options: N/A **Features:** 1, 4, 7, 8, 9 **Control:** 2-to-1 Synchro Tilt
Notes:

Fabric	List Price
Light AirGrid® Back and Seat	695.00



317-R22C6KR5

335 Series



★ **335-E37P918P** Professional AirGrid® Back Chair with Black Eco Leather Seat and Trim, Adjustable Arms, Adjustable Lumbar, and Angled Polished Aluminum Base

Overall Size: 28W x 25.75D x 45H
Seat: 20W x 19D x 3T **Back:** 20.5W x 23H **Seat Range:** 18.25-22.25
Arms to Floor: 24.75 **Weight:** 41 **UPS Weight:** 56 **COM:** N/A
Carton: 32L x 26W x 13H **Cube:** 6.25
Options: N/A **Features:** 1, 4, 7, 8, 9 **Control:** 2-to-1 Synchro Tilt
Notes: REPLACES 335-47P918P

Has achieved GREENGUARD Certification

Fabric	List Price
Dark AirGrid® Back and Black Eco Leather Seat and Trim	695.00

NEW

529 Series



★ **529-3R2N1F2** R2 SpaceGrid Back Chair with Mesh Seat, Flip Arms and Nylon Base

Overall Size: 27.5W x 25.5D x 43H
Seat: 20.75W x 19.5D x 4T **Back:** 22.25W x 28H **Seat Range:** 17.75-22
Arms to Floor: 25.75 **Weight:** 43 **UPS Weight:** 43 **COM:** N/A
Carton: 31L x 22W x 11H **Cube:** 4.34
Options: N/A **Features:** 1, 4, 7, 8, 9 **Control:** 2-to-1 Synchro Tilt
Notes:

Has achieved GREENGUARD Certification



Fabric/Frame	List Price
R2 SpaceGrid Back and Black Mesh Seat	500.00
Fun Colors	500.00

NEW



★ **529-E3R2N1F2** R2 SpaceGrid Back Chair with Eco Leather Seat, Flip Arms and Nylon Base

Overall Size: 27.5W x 25.5D x 43H
Seat: 20.75W x 19.5 x 4T **Back:** 22.25W x 28H **Seat Range:** 17.75-22
Arms to Floor: 25.75 **Weight:** 43 **UPS Weight:** 43 **COM:** N/A
Carton: 31L x 22W x 11H **Cube:** 4.34
Options: N/A **Features:** 1, 4, 7, 8, 9 **Control:** 2-to-1 Synchro Tilt
Notes: Has achieved GREENGUARD Certification

Running Change from 529-4R2N1F5

Fabric/Frame	List Price
R2 SpaceGrid Back and Black Eco Leather Seat	500.00

NEW



★ **529-R22N1F2** R2 SpaceGrid Seat and Back Chair with Flip Arms and Nylon Base

Overall Size: 27.5W x 25.5D x 43H
Seat: 20.75W x 19.5 x 4T **Back:** 22.25W x 28H **Seat Range:** 17.75-22
Arms to Floor: 25.5 **Weight:** 43 **UPS Weight:** 43 **COM:** N/A
Carton: 31L x 22W x 11H **Cube:** 4.34
Options: N/A **Features:** 1, 4, 7, 8, 9 **Control:** 2-to-1 Synchro Tilt
Notes:

Has achieved GREENGUARD Certification

Fabric	List Price
R2 SpaceGrid Back and Seat	550.00

NEW

★ NJ In Stock

● GA In Stock



★ **529-3R2V30** Deluxe R2 SpaceGrid Back Visitors Chair with Molded Foam Mesh Seat and Fixed Arms

Overall Size: 25.5W x 23.25D x 39.5H
Seat: 20.5W x 19D x 4T **Back:** 22.5W x 27.5H **Seat Range:** 19 Fixed
Arms to Floor: 25.75 **Weight:** 36 **UPS Weight:** 57 **COM:** N/A
Carton: 30L x 23W x 16H **Cube:** 6.17 **Options:** N/A
Features: N/A **Control:** N/A
Notes:

Has achieved GREENGUARD Certification



Fabric	List Price
R2 SpaceGrid Back and Black Mesh Seat	425.00
Fun Colors	425.00



★ **529-E3R2V30** Deluxe R2 SpaceGrid Back Visitors Chair with Molded Foam Eco Leather Seat and Fixed Arms

Overall Size: 25.5W x 23.25D x 39.5H
Seat: 20.5W x 19D x 4T **Back:** 22.5W x 27.5H **Seat Range:** 19 Fixed
Arms to Floor: 25.75 **Weight:** 36 **UPS Weight:** 57 **COM:** N/A
Carton: 30L x 23W x 16H **Cube:** 6.17 **Options:** N/A
Features: N/A **Control:** N/A
Notes:

Has achieved GREENGUARD Certification Running Change from 529-4R2V30

Fabric	List Price
R2 SpaceGrid Back and Black Eco Leather Seat	425.00



801-###G Deluxe SpaceFlex® Visitors Chair with Glides (2 pack)

801-###C Deluxe SpaceFlex® Visitors Chair with Casters (2 pack)

Overall Size: 21.5W x 22.5D x 35H
Seat: 18W x 18D **Back:** 18W x 19H **Seat Range:** 17.75
Arms to Floor: N/A **Weight:** 33 (2 pack) **UPS Weight:** 63 **COM:** N/A
Carton: 24L x 23W x 22H **Cube:** 7.02
Options: N/A **Features:** N/A **Control:** N/A
Notes:

Has achieved GREENGUARD Certification

Fabric/Frame	List Price
-333 Raven / Black -336 Raven / Platinum -776 Blue Mist/ Platinum -886 Latte/Platinum G = Glides C = Casters	450.00 (2 pack)



801-###AG Deluxe SpaceFlex® Visitors Chair with Arms & Glides (2 pack)

801-###AC Deluxe SpaceFlex® Visitors Chair with Arms & Casters (2 pack)

Overall Size: 21.5W x 22.5D x 35H
Seat: 18W x 18D **Back:** 18W x 19H **Seat Range:** 17.75
Arms to Floor: 26 **Weight:** 33 (2 pack) **UPS Weight:** 63 **COM:** N/A
Carton: 24L x 23W x 22H **Cube:** 7.02
Options: N/A **Features:** N/A **Control:** N/A
Notes:

Has achieved GREENGUARD Certification

Fabric/Frame	List Price
-333 Raven / Black -336 Raven / Platinum -776 Blue Mist/ Platinum -886 Latte/Platinum G = Glides C = Casters A = Arms	500.00 (2 pack)

818 Series



● **818-11G9C18P** Breathable Mesh Back and Seat with Adjustable Arms and Lumbar, Seat Slider and Gunmetal Finish Angled Base

Overall Size: 27.75W x 28.5D x 44H
Seat: 21.5W x 19.5D **Back:** 19.75W x 23H **Seat Range:** 17.75-20.25
Arms to Floor: 25.5 **Weight:** 52 **UPS Weight:** 61 **COM:** N/A
Carton: 32L x 26W x 14H **Cube:** 6.74 **Options:** HRX818, A7U Arms
Features: 1, 3, 4, 7, 8, 9 **Control:** Deluxe 2-to-1 w/Seat Slider
Notes: To Order with A7U Arms use Model# **818-11G9C1A7U**
 Has achieved GREENGUARD Certification

Fabric	List Price
Black Breathable Mesh Seat and Back	995.00
300 lbs.	



★ **818-31G9C18P** Breathable Mesh Back and Black Mesh Seat with Adjustable Arms and Lumbar, Seat Slider and Gunmetal Finish Angled Base

Overall Size: 27.75W x 28.5D x 44H
Seat: 20W x 19D x 3T **Back:** 19.75W x 23H **Seat Range:** 17.75-20.25
Arms to Floor: 25.5 **Weight:** 52 **UPS Weight:** 61 **COM:** N/A
Carton: 32L x 26W x 14H **Cube:** 6.74 **Options:** HRX818, HRM818, A7U Arm
Features: 1, 3, 4, 7, 8, 9 **Control:** Deluxe 2-to-1 w/Seat Slider
Notes: To Order with A7U Arms use Model# **818-31G9C1A7U**
 Has achieved GREENGUARD Certification

Fabric	List Price
Black Breathable Mesh Back and Black Mesh Seat	875.00
300 lbs.	



★ **818-41G9C18P** Breathable Mesh Back and Black Leather Seat with Adjustable Arms and Lumbar, Seat Slider and Gunmetal Finish Angled Base

● **Overall Size:** 27.75W x 28.5D x 44H
Seat: 20W x 19D x 3T **Back:** 19.75W x 23H **Seat Range:** 17.75-20.25
Arms to Floor: 25.5 **Weight:** 52 **UPS Weight:** 61 **COM:** N/A
Carton: 32L x 26W x 14H **Cube:** 6.74 **Options:** HRX818, HRL818, A7U Arm
Features: 1, 3, 4, 7, 8, 9 **Control:** Deluxe 2-to-1 w/Seat Slider
Notes: To Order with A7U Arms use Model# **818-41G9C1A7U**
 Has achieved GREENGUARD Certification

Fabric	List Price
Black Breathable Mesh Back and Black Leather Seat	950.00
300 lbs.	



★ **818A-11P9C1A8** Breathable Mesh Seat and Back with Adjustable Arms & Lumbar, Seat Slider and Polished Aluminum Finish Base

● **Overall Size:** 28W x 28.5D x 44H
Seat: 20W x 19D x 3T **Back:** 19.75W x 23H **Seat Range:** 17.75-20.25
Arms to Floor: 25.5 **Weight:** 55 **UPS Weight:** 61 **COM:** N/A
Carton: 32L x 26W x 14H **Cube:** 6.74 **Options:** HRX818, A7U Arm
Features: 1, 3, 4, 7, 8, 9 **Control:** Deluxe 2-to-1 w/Seat Slider
Notes: To Order with A7U Arms use Model# **818A-11P9C1A7U**
 Has achieved GREENGUARD Certification

Fabric	List Price
Black Breathable Mesh Seat and Back	995.00
300 lbs.	



818A-11P9C1C3 Breathable Mesh Back and Seat with Cantilever Arms, Adjustable Lumbar, Seat Slider and Polished Aluminum Finish Base

● **Overall Size:** 28W x 28.5D x 44H
Seat: 20W x 19D x 3T **Back:** 19.75W x 23H **Seat Range:** 17.75-20.25
Arms to Floor: 25.5 **Weight:** 55 **UPS Weight:** 61 **COM:** N/A
Carton: 32L x 26W x 14H **Cube:** 6.74 **Options:** HRX818
Features: 1, 3, 4, 7, 8, 9 **Control:** Deluxe 2-to-1 w/Seat Slider
Notes:
 Has achieved GREENGUARD Certification

Fabric	List Price
Black Breathable Mesh Seat and Back	1050.00
300 lbs.	



818A-41P9C1A8 Breathable Mesh Back and Leather Seat with Adjustable Arms & Lumbar, Seat Slider and Polished Aluminum Finish Base

● **Overall Size:** 28W x 28.5D x 44H
Seat: 20W x 19D x 3T **Back:** 19.75W x 23H **Seat Range:** 17.75-20.25
Arms to Floor: 25.5 **Weight:** 55 **UPS Weight:** 61 **COM:** N/A
Carton: 32L x 26W x 14H **Cube:** 6.74 **Options:** HRX818, A7U Arm
Features: 1, 3, 4, 7, 8, 9 **Control:** Deluxe 2-to-1 w/Seat Slider
Notes: To Order with A7U Arms use Model# **818A-41P9C1A7U**
 Has achieved GREENGUARD Certification

Fabric	List Price
Black Breathable Mesh Back and Black Top Leather Seat	995.00
300 lbs.	



818A-41P9C1C3 Breathable Mesh Back and Leather Seat with Cantilever Arms, Adjustable Lumbar, Seat Slider and Polished Aluminum Finish Base

● **Overall Size:** 28W x 28.5D x 44H
Seat: 20W x 19D x 3T **Back:** 19.75W x 23H **Seat Range:** 17.75-20.25
Arms to Floor: 25.5 **Weight:** 55 **UPS Weight:** 61 **COM:** N/A
Carton: 32L x 26W x 14H **Cube:** 6.74 **Options:** HRX818
Features: 1, 3, 4, 7, 8, 9 **Control:** Deluxe 2-to-1 w/Seat Slider
Notes:
 Has achieved GREENGUARD Certification

Fabric	List Price
Breathable Mesh Back and Black Top Leather Seat	1050.00
300 lbs.	

New Optional A7U Soft Padded Arm

Now Available on Most 818, 818A and 829 Models. The new A7U arm fits the following models.

818-11G9C18P	818-41G9C18P	818A-41P9C1A8	829-R2C728P
818-31G9C18P	818A-11P9C1A8	829-3R1C728P	829-R22C728P
Example: 818-11G9C18P changes to 818-11G9C1A7U			829-R11C628P





819-23N8WF DuraGrid® Back and Charcoal Mesh Seat Managers Chair with Adjustable Padded Arms and Angled Nylon Base

Overall Size: 26.5W x 23.25D x 40.5H
Seat: 21.5W x 19.25D x 3T **Back:** 20W x 24.75H **Seat Range:** 18-22.25
Arms to Floor: 25.5 **Weight:** 35 **UPS Weight:** 46 **COM:** N/A
Carton: 26L x 26W x 13H **Cube:** 5.08

Options: N/A **Features:** 1, 4, 5, 8, 9 **Control:** Locking Tilt
Notes:

Has achieved GREENGUARD Certification

Fabric	List Price
DuraGrid® Back and Charcoal Mesh Seat	400.00



819-73N8WF DuraGrid® Back and Blue Mist Mesh Seat Managers Chair with Adjustable Padded Arms and Angled Nylon Base

Overall Size: 26.5W x 23.25D x 40.5H
Seat: 21.5W x 19.25D x 3T **Back:** 20W x 24.75H **Seat Range:** 18-22.25
Arms to Floor: 25.5 **Weight:** 35 **UPS Weight:** 46 **COM:** N/A
Carton: 26L x 26W x 13H **Cube:** 5.08

Options: N/A **Features:** 1, 4, 5, 8, 9 **Control:** Locking Tilt
Notes:

Has achieved GREENGUARD Certification

Fabric	List Price
DuraGrid® Back and Blue Mist Mesh Seat	400.00



819-83N8WF DuraGrid® Back and Latte Mesh Seat Managers Chair with Adjustable Padded Arms and Angled Nylon Base

Overall Size: 26.5W x 23.25D x 40.5H
Seat: 21.5W x 19.25D x 3T **Back:** 20W x 24.75H **Seat Range:** 18-22.25
Arms to Floor: 25.5 **Weight:** 35 **UPS Weight:** 46 **COM:** N/A
Carton: 26L x 26W x 13H **Cube:** 5.08

Options: N/A **Features:** 1, 4, 5, 8, 9 **Control:** Locking Tilt
Notes:

Has achieved GREENGUARD Certification

Fabric	List Price
DuraGrid® Back and Latte Mesh Seat	400.00



819-Y13N8WV DuraGrid® Back and White Vinyl Seat Managers Chair with Adjustable Vinyl Padded Arms and Angled Nylon Base

Overall Size: 26.5W x 23.25D x 40.5H
Seat: 21.5W x 19.25D x 3T **Back:** 20W x 24.75H **Seat Range:** 18-22.25
Arms to Floor: 25.5 **Weight:** 35 **UPS Weight:** 46 **COM:** N/A
Carton: 26L x 26W x 13H **Cube:** 5.08

Options: N/A **Features:** 1, 4, 5, 8, 9 **Control:** Locking Tilt
Notes:

Has achieved GREENGUARD Certification

Fabric	List Price
DuraGrid® Back and White Vinyl Seat	400.00



829-R2C728P Charcoal DuraFlex with Flow Through Technology® Back with Custom Fabric Seat, Molded Foam, Adjustable Arms, Adjustable Lumbar and Gunmetal Finish Coated Base

Overall Size: 26.75W x 24.25D x 45.25H
Seat: 20.5W x 19.75D x 3.5T **Back:** 20.5W x 23H **Seat Range:** 18.75-23
Arms to Floor: 25.75 **Weight:** 49 **UPS Weight:** 58 **COM:** .75 yd.
Carton: 32L x 27W x 13H **Cube:** 6.50 **Options:** A7U Arms

Features: 1, 4, 9, 14 **Control:** Self Adjusting 4-to-1 Synchro Tilt
Notes: To Order with A7U Arms use Model# **829-R2C72A7U**

Has achieved GREENGUARD Certification



Fabric	List Price
Charcoal DuraFlex with Flow Through Technology® Back and Custom Fabric Seat	
A	700.00
B	725.00
C	750.00
R	800.00



829-3R1C728P White DuraFlex with Flow Through Technology® Back with Black Mesh Seat, Molded Foam, Adjustable Arms, Adjustable Lumbar and Gunmetal Finish Coated Base

Overall Size: 27.5W x 24.25D x 45.25H
Seat: 21.25W x 20D **Back:** 20.5W x 23H **Seat Range:** 18.5-22.75
Arms to Floor: 25.75 **Weight:** 49 **UPS Weight:** 56 **COM:** N/A
Carton: 31L x 26W x 12H **Cube:** 5.59 **Options:** A7U Arms

Features: 1, 4, 9, 14 **Control:** Self Adjusting 4-to-1 Synchro Tilt
Notes: To Order with A7U Arms use Model# **829-3R1C72A7U**

Has achieved GREENGUARD Certification

Fabric	List Price
White DuraFlex with Flow Through Technology® Back and Black Mesh Seat	675.00

300 lbs.



829-R22C728P Charcoal DuraFlex with Flow Through Technology® Seat and Back with Adjustable Arms, Adjustable Lumbar and Gunmetal Finish Coated Base

Overall Size: 27.5W x 24.25D x 45.25H
Seat: 21.25W x 20D **Back:** 20.5W x 23H **Seat Range:** 18.5-22.75
Arms to Floor: 25.75 **Weight:** 49 **UPS Weight:** 50 **COM:** N/A
Carton: 31L x 26W x 12H **Cube:** 5.59 **Options:** A7U Arms
Features: 1, 4, 9, 14 **Control:** Self Adjusting 4-to-1 Synchro Tilt
Notes: To Order with A7U Arms use Model# **829-R22C72A7U**
 Has achieved **GREENGUARD Certification**

Fabric	List Price
Charcoal DuraFlex with Flow Through Technology® Seat and Back	750.00
300 lbs.	



829-1N7U Blue Mesh Seat and Back with Molded Foam, Soft PU Padded Adjustable Arms, Adjustable Lumbar and Nylon Base

Overall Size: 27.5W x 24.25D x 43.75H
Seat: 21W x 19.5D x 3.5T **Back:** 20.25W x 23H **Seat Range:** 18.25-22.5
Arms to Floor: 25.75 **Weight:** 48 **UPS Weight:** 56 **COM:** N/A
Carton: 32L x 26W x 13H **Cube:** 6.25 **Options:** A7U Arms
Features: 1, 4, 7, 8, 9 **Control:** 2-to-1 Synchro Tilt
Notes:
 Has achieved **GREENGUARD Certification**

Fabric	List Price
Blue Mesh Seat and Back	650.00



829-1N2U Charcoal Mesh Seat and Back with Molded Foam, Soft PU Padded Adjustable Arms, Adjustable Lumbar and Nylon Base

Overall Size: 27.5W x 24.25D x 43.75H
Seat: 21W x 19.5D x 3.5T **Back:** 20.25W x 23H **Seat Range:** 18.25-22.5
Arms to Floor: 25.75 **Weight:** 48 **UPS Weight:** 56 **COM:** N/A
Carton: 32L x 26W x 13H **Cube:** 6.25 **Options:** A7U Arms
Features: 1, 4, 7, 8, 9 **Control:** 2-to-1 Synchro Tilt
Notes:
 Has achieved **GREENGUARD Certification**

Fabric	List Price
Charcoal Mesh Seat and Back	650.00



829-R11C628P White DuraFlex with Flow Through Technology® Seat and Back with Adjustable Arms, Adjustable Lumbar and Platinum Finish Coated Base

Overall Size: 27.5W x 24.25D x 45.25H
Seat: 21.25W x 20D **Back:** 20.5W x 23H **Seat Range:** 18.5-22.75
Arms to Floor: 25.75 **Weight:** 49 **UPS Weight:** 50 **COM:** N/A
Carton: 31L x 26W x 12H **Cube:** 5.59 **Options:** A7U Arms
Features: 1, 4, 9, 14 **Control:** Self Adjusting 4-to-1 Synchro Tilt
Notes: To Order with A7U Arms use Model# **829-R11C82A7U**
 Has achieved **GREENGUARD Certification**

Fabric	List Price
White DuraFlex with Flow Through Technology® Seat and Back	750.00
300 lbs.	



839-11B35WA Breathable Mesh Back and Seat with 2-Way Adjustable Arms, Adjustable Lumbar, Deluxe Control, Anti Kick Back and Black Finish Base

Overall Size: 28.5W x 24D x 41.5H
Seat: 21.5W x 20D **Back:** 22.5W x 22.75H **Seat Range:** 17-19.75
Arms to Floor: 23.25 **Weight:** 52 **UPS Weight:** 55 **COM:** N/A
Carton: 31L x 26W x 13H **Cube:** 6.06 **Options:** N/A
Features: 1, 4, 9, 14 **Control:** Deluxe 2-to-1 Control
Notes:
 Has achieved **GREENGUARD Certification**

Fabric	List Price
Breathable Mesh Seat and Back	975.00
Big & Tall 400 lbs.	

937



9370-55NC17U Leather Executive Chair with Soft PU Padded Adjustable Arms, Layered Seat and Back and Nylon Base

Overall Size: 26.75W x 27.5D x 45.75H
Seat: 20.5W x 19.5D x 3T **Back:** 21.25W x 33H x 3T **Seat Range:** 16-19.5
Arms to Floor: 26 **Weight:** 56 **UPS Weight:** 61 **COM:** N/A
Carton: 35L x 26W x 13H **Cube:** 6.85 **Options:** N/A
Features: 1, 3, 4, 7, 8, 9 **Control:** Ultra 2-to-1 with Seat Slider
Notes:
 Has achieved **GREENGUARD Certification**

Fabric	List Price
Leather	850.00



★ **A15 Adjustable Arms**
Weight: 8 **Cube:** 0.88
Designed For: 13-37N20D, 13-M22N20D, 13-37N30D, 13-7N20D, 13-77N20D & 13-37P500D only
 Has achieved GREENGUARD Certification
List: 85.00



★ **A7U Adjustable Soft Padded Arms**
Weight: 7 **Cube:** 0.88
Designed For: Most 818, 818A and 829 Models only (see page 29 for details)
List: 90.00



★ **A27WA Adjustable Arms**
 ● **Weight:** 9 **Cube:** 0.96
Designed For: 15-37A720D only
Note: Height and Width Adjustable, Big & Tall Drafting Chair
List: 98.00



★ **HRM003 Headrest**
Overall Size: 15.25W x 8D x 13.5H
Pad: 15.25W x 8.75H **Height Adjustment:** 4
Weight: 5 **Cube:** 0.83
Designed For: 5540 only
 Has achieved GREENGUARD Certification
List: 95.00



★ **CG50 Floor Glides (set of 5)**
 ● **Weight:** 2 **Cube:** 0.2
Designed For: Nylon Base Chairs
 See Individual Chair Options
 Has achieved GREENGUARD Certification
List: 25.00 (set of 5)



★ **SW392 Soft Wheel Caster (set of 5)**
Weight: 2 **Cube:** 0.2
Designed For: Angled Base Chairs
 See Individual Chair Options
 Has achieved GREENGUARD Certification
List: 30.00 (set of 5)



★ **HRM818 Mesh Headrest**
Overall Size: 12.5W x 12.25H x 6.5D
Pad: 12.5W x 7H **Height Adjustment:** 2.5
Weight: 7 **Cube:** 0.63
Designed For: 818 Series only
 Has achieved GREENGUARD Certification
List: 85.00



★ **HRL818 Leather Headrest**
Overall Size: 12.5W x 12.25H x 6.5D
Pad: 12.5W x 7H **Height Adjustment:** 2.5
Weight: 7 **Cube:** 0.63
Designed For: 818 Series only
 Has achieved GREENGUARD Certification
List: 100.00








★ **HRX818 Breathable Mesh Headrest**
Overall Size: 12.5W x 12.25H x 6.5D
Pad: 12.5W x 6H **Height Adjustment:** 2.5
Weight: 7 **Cube:** 0.62
Designed For: 818 Series only
 Has achieved GREENGUARD Certification
List: 100.00



★ **EHLR006 Eco Leather Headrest**
Overall Size: 12.5W x 12.25H x 6.5D
Pad: 12.5W x 7H **Height Adjustment:** 2.5
Weight: 7 **Cube:** 0.63
Designed For: 327-E36C61F6 & 327-66C61F6
 Has achieved GREENGUARD Certification
List: 90.00



★ **SW70 Soft Wheel Caster (set of 5)**
Weight: 2 **Cube:** 0.2
Designed For: Nylon Base Chairs
 See Individual Chair Options
 Has achieved GREENGUARD Certification
List: 30.00 (set of 5)





0 = T fixed arms



3 = 2-way adjustable arms: height and width



4 = 4-way adjustable arms: height, width, forward, reverse & lateral arm pad



5 = height adjustable arms



5R = platinum coated, height adjustable arms



7 = height adjustable arms



C8/8 = platinum coated, cantilever fixed arms



WA = 2-way adjustable arms: height and width



A8 = chrome accent, height adjustable arms



8P = black finish, height adjustable



C3 = polished aluminum, cantilever fixed arms



WP = height adjustable PP arms



P3 = black finish, cantilever fixed arms



A7U = height adjustable



A27WA = 2-way adjustable arms: height and width (15 draft chair only)



R5 = platinum coated, padded flip arms



WV = padded height adjustable arms (819-vinyl)



F2 = height adjustable flip arms



F3 = 4-way adjustable flip arms: height, width, forward, reverse & lateral arm pad



F6 = platinum coated, 4-way adjustable flip arms: height, width, forward, reverse & lateral arm pad



06 = height adjustable arms



F2W = height adjustable flip arms



A15 = height adjustable arms



A27WA = 2-way adjustable arms: height and width



Shown: SL2271, SL2272 & SL2273

OSP[®]
furniture



Shown in: Sojourn Alabaster -21R493

SF2471 Custom Fabric Club Chair with Cherry Finish
Shipped Assembled
Overall Size: 33W x 31.5D x 30H
Seat: 20.75W x 20.5D
Back: 22.25W x 15.5H **Seat Height:** 17.5
Weight: 58 **UPS Weight:** No UPS **COM:** 6 yds
Carton: 34L x 32W x 30H **Cube:** 18.88
Notes: Rated for 300 lbs. of distributed weight
ANSI/BIFMA Tested

Fabric	List Price
Cherry Finish Custom Fabric	
A	800.00
B	850.00
C	900.00
R	1000.00



Shown in: Sojourn Alabaster -21R493

SF2472 Custom Fabric Loveseat with Cherry Finish
Shipped Assembled
Overall Size: 52.5W x 31.5D x 30H
Seat: 42.5W x 21D
Back: 46W x 16.75H **Seat Height:** 17.5
Weight: 84 **UPS Weight:** No UPS **COM:** 12 yds
Carton: 54L x 32W x 31H **Cube:** 31.0
Notes: Rated for 500 lbs. of distributed weight
ANSI/BIFMA Tested

Fabric	List Price
Cherry Finish Custom Fabric	
A	1165.00
B	1225.00
C	1395.00
R	1545.00



Shown in: Sojourn Alabaster -21R493

SF2473 Custom Fabric Sofa with Cherry Finish
Shipped Assembled
Overall Size: 72W x 31.5D x 30H
Seat: 65W x 21D
Back: 69W x 16.75H **Seat Height:** 17.5
Weight: 104 **UPS Weight:** No UPS **COM:** 18 yds
Carton: 73L x 32W x 31H **Cube:** 41.90
Notes: Rated for 675 lbs. of distributed weight
ANSI/BIFMA Tested

Fabric	List Price
Cherry Finish Custom Fabric	
A	1450.00
B	1545.00
C	1650.00
R	1850.00



Shown in: Valor Indigo -21R486

SF8471 Custom Fabric Club Chair with Cherry Finish
Shipped Assembled with Legs Unmounted
Overall Size: 32W x 33.5D x 30.75H
Seat: 22W x 20D
Back: 22W x 16H **Seat Height:** 17.5
Weight: 62 **UPS Weight:** No UPS **COM:** 6 yds
Carton: 34L x 33W x 30H **Cube:** 19.47
Notes: Rated for 300 lbs. of distributed weight
ANSI/BIFMA Tested

Fabric	List Price
Cherry Finish Custom Fabric	
A	730.00
B	770.00
C	825.00
R	915.00



Shown in: Valor Indigo -21R486

SF8472 Custom Fabric Loveseat with Cherry Finish
Shipped Assembled with Legs Unmounted
Overall Size: 58W x 33.5D x 30.75H
Seat: 48W x 20D
Back: 48W x 16H **Seat Height:** 17.5
Weight: 91 **UPS Weight:** No UPS **COM:** 12 yds
Carton: 59L x 34W x 30H **Cube:** 34.82
Notes: Rated for 500 lbs. of distributed weight
ANSI/BIFMA Tested

Fabric	List Price
Cherry Finish Custom Fabric	
A	1100.00
B	1160.00
C	1250.00
R	1385.00



Shown in: Valor Indigo -21R486

SF8473 Custom Fabric Sofa with Cherry Finish
Shipped Assembled with Legs Unmounted
Overall Size: 74.5W x 33.5D x 30.75H
Seat: 64W x 20D
Back: 64W x 16H **Seat Height:** 17.5
Weight: 111 **UPS Weight:** No UPS **COM:** 18 yds
Carton: 79L x 34W x 30H **Cube:** 46.63
Notes: Rated for 675 lbs. of distributed weight
ANSI/BIFMA Tested

Fabric	List Price
Cherry Finish Custom Fabric	
A	1385.00
B	1450.00
C	1565.00
R	1750.00



★ **SL1511** Maple Finish **SL1571** Cherry Finish Leather Club Chair Shipped Assembled with Legs Unmounted
Overall Size: 33W x 30D x 31H
Seat: 21W x 21.5D
Back: 33W x 25H **Seat Height:** 18.75
Weight: 67 **UPS Weight:** No UPS **COM:** N/A
Carton: 35L x 31W x 26H **Cube:** 16.32
Notes: Rated for 300 lbs. of distributed weight
ANSI/BIFMA Tested

Fabric	List Price
SL1511 Maple SL1571 Cherry and Black Leather	750.00



★ **SL1512** Maple Finish **SL1572** Cherry Finish Leather Loveseat Shipped Assembled with Legs Unmounted
Overall Size: 55W x 30D x 31H
Seat: 41W x 21.5D
Back: 53W x 25H **Seat Height:** 18.75
Weight: 90 **UPS Weight:** No UPS **COM:** N/A
Carton: 56L x 31W x 26H **Cube:** 26.12
Notes: Rated for 500 lbs. of distributed weight
ANSI/BIFMA Tested

Fabric	List Price
SL1512 Maple SL1572 Cherry and Black Leather	1125.00



★ **SL1513** Maple Finish **SL1573** Cherry Finish Leather Sofa Shipped Assembled with Legs Unmounted
Overall Size: 74.5W x 30D x 31H
Seat: 60.8W x 21.3D
Back: 73.25W x 25H **Seat Height:** 18.75
Weight: 112 **UPS Weight:** No UPS **COM:** N/A
Carton: 76L x 31W x 26H **Cube:** 35.44
Notes: Rated for 675 lbs. of distributed weight
ANSI/BIFMA Tested

Fabric	List Price
SL1513 Maple SL1573 Cherry and Black Leather	1425.00





★ **SL1871** Taupe Leather Club Chair with Cherry Finish
Shipped Assembled with Legs Unmounted
Overall Size: 33W x 30D x 31H
Seat: 21W x 21.5D
Back: 33W x 25H **Seat Height:** 18.75
Weight: 67 **UPS Weight:** No UPS **COM:** N/A
Carton: 35L x 31W x 26H **Cube:** 16.32
Notes: Rated for 300 lbs. of distributed weight
ANSI/BIFMA Tested

Fabric	List Price
Cherry Finish with Taupe Leather	750.00



★ **SL1872** Taupe Leather Loveseat with Cherry Finish
Shipped Assembled with Legs Unmounted
Overall Size: 55W x 30D x 31H
Seat: 40.7W x 21.5D
Back: 53W x 25H **Seat Height:** 18.75
Weight: 90 **UPS Weight:** No UPS **COM:** N/A
Carton: 56L x 31W x 26H **Cube:** 26.12
Notes: Rated for 500 lbs. of distributed weight
ANSI/BIFMA Tested

Fabric	List Price
Cherry Finish with Taupe Leather	1125.00



★ **SL1873** Taupe Leather Sofa with Cherry Finish
Shipped Assembled with Legs Unmounted
Overall Size: 74.5W x 30D x 31H
Seat: 61W x 21.5D
Back: 73.25W x 25H **Seat Height:** 18.75
Weight: 112 **UPS Weight:** No UPS **COM:** N/A
Carton: 76L x 31W x 26H **Cube:** 35.44
Notes: Rated for 675 lbs. of distributed weight
ANSI/BIFMA Tested

Fabric	List Price
Cherry Finish with Taupe Leather	1425.00



★ **SL2271** Eco Leather **BREEZE** Club Chair with Cherry Finish Legs
 ● Shipped Semi K/D
Overall Size: 32W x 29.5D x 30.5H
Seat: 20.5W x 20D
Back: 21.5W x 17H **Seat Height:** 17.75
Weight: 58 **UPS Weight:** No UPS **COM:** N/A
Carton: 35L x 30W x 21H **Cube:** 12.76
Notes: Rated for 300 lbs. of distributed weight

Fabric	List Price
Cherry Finish with EC3 Black, EC6 Wine or EC9 Mocha EC10 Chocolate Chip Eco Leather	730.00



★ **SL2272** Eco Leather **BREEZE** Loveseat with Cherry Finish Legs
 ● Shipped Semi K/D
Overall Size: 52.5W x 29.5D x 30.5H
Seat: 40.5W x 20D
Back: 41W x 17H **Seat Height:** 17.75
Weight: 80 **UPS Weight:** No UPS **COM:** N/A
Carton: 54L x 30W x 21H **Cube:** 19.68
Notes: Rated for 500 lbs. of distributed weight

Fabric	List Price
Cherry Finish with EC3 Black, EC6 Wine or EC9 Mocha EC10 Chocolate Chip Eco Leather	985.00



★ **SL2273** Eco Leather **BREEZE** Sofa with Cherry Finish Legs
 ● Shipped Semi K/D
Overall Size: 72W x 28.5D x 32H
Seat: 60W x 20D
Back: 60.5W x 17H **Seat Height:** 17.75
Weight: 105 **UPS Weight:** No UPS **COM:** N/A
Carton: 74L x 30W x 21H **Cube:** 26.97
Notes: Rated for 675 lbs. of distributed weight

Fabric	List Price
Cherry Finish with EC3 Black, EC6 Wine or EC9 Mocha EC10 Chocolate Chip Eco Leather	1395.00



★ **SL2371EC9** Mocha Eco Leather **EMBRACE** Club Chair with Cherry Finish Legs [Shipped Assembled](#)
Overall Size: 31.5W x 29.5D x 31.5H
Seat: 20.75W x 20.25D
Back: 23.5W x 16.5H **Seat Height:** 17.75
Weight: 58 **UPS Weight:** No UPS **COM:** N/A
Carton: 33L x 33W x 30H **Cube:** 18.90
Notes: Rated for 300 lbs. of distributed weight

Fabric	List Price
Cherry Finish with EC9 Mocha Eco Leather	725.00



★ **SL2372EC9** Mocha Eco Leather **EMBRACE** Loveseat with Cherry Finish Legs [Shipped Assembled](#)
Overall Size: 51.25W x 29.5D x 31.5H
Seat: 40.25W x 20.25D
Back: 43.5W x 16.5H **Seat Height:** 17.75
Weight: 80 **UPS Weight:** No UPS **COM:** N/A
Carton: 52L x 33W x 30H **Cube:** 29.79
Notes: Rated for 500 lbs. of distributed weight

Fabric	List Price
Cherry Finish with EC9 Mocha Eco Leather	1025.00



★ **SL2373EC9** Mocha Eco Leather **EMBRACE** Sofa with Cherry Finish Legs [Shipped Assembled](#)
Overall Size: 70.75W x 29.5D x 31.5H
Seat: 60W x 20.25D
Back: 63.5W x 16.5H **Seat Height:** 17.75
Weight: 98 **UPS Weight:** No UPS **COM:** N/A
Carton: 72L x 33W x 30H **Cube:** 41.25
Notes: Rated for 675 lbs. of distributed weight

Fabric	List Price
Cherry Finish with EC9 Mocha Eco Leather	1325.00



★ **SL2431EC3** Black Eco Leather **ELEGANZA** Club Chair with Mahogany Finish Legs [Shipped Assembled](#)
Overall Size: 33W x 31.5D x 30H
Seat: 20.75W x 20.5D
Back: 22.25W x 15.5H **Seat Height:** 17.75
Weight: 58 **UPS Weight:** No UPS **COM:** N/A
Carton: 34L x 32W x 31H **Cube:** 19.51
Notes: Rated for 300 lbs. of distributed weight

Fabric	List Price
Mahogany Finish with EC3 Black Eco Leather	795.00



★ **SL2432EC3** Black Eco Leather **ELEGANZA** Loveseat with Mahogany Finish Legs [Shipped Assembled](#)
Overall Size: 52.5W x 31.5D x 30H
Seat: 40.25W x 20.5D
Back: 41.75W x 15.5H **Seat Height:** 17.75
Weight: 78 **UPS Weight:** No UPS **COM:** N/A
Carton: 54L x 32W x 31H **Cube:** 31.00
Notes: Rated for 500 lbs. of distributed weight

Fabric	List Price
Mahogany Finish with EC3 Black Eco Leather	1175.00



★ **SL2433EC3** Black Eco Leather **ELEGANZA** Sofa with Mahogany Finish Legs [Shipped Assembled](#)
Overall Size: 72W x 31.5D x 30H
Seat: 59.75W x 20.5D
Back: 62W x 15.5H **Seat Height:** 17.75
Weight: 96 **UPS Weight:** No UPS **COM:** N/A
Carton: 73L x 32W x 31H **Cube:** 41.90
Notes: Rated for 675 lbs. of distributed weight

Fabric	List Price
Mahogany Finish with EC3 Black Eco Leather	1475.00



★ **SL2471EC11** Taupe Eco Leather **ELEGANZA** Club Chair with Cherry Finish Legs Shipped Assembled
Overall Size: 33W x 31.5D x 30H
Seat: 20.75W x 20.5D
Back: 22.25W x 15.5H **Seat Height:** 17.75
Weight: 58 **UPS Weight:** No UPS **COM:** N/A
Carton: 34L x 32W x 31H **Cube:** 19.51
Notes: Rated for 300 lbs. of distributed weight

Fabric	List Price
Cherry Finish with EC11 Taupe Eco Leather	795.00



★ **SL2472EC11** Taupe Eco Leather **ELEGANZA** Loveseat with Cherry Finish Legs Shipped Assembled
Overall Size: 52.5W x 31.5D x 30H
Seat: 40.25W x 20.5D
Back: 41.75W x 15.5H **Seat Height:** 17.75
Weight: 78 **UPS Weight:** No UPS **COM:** N/A
Carton: 54L x 32W x 31H **Cube:** 31.00
Notes: Rated for 500 lbs. of distributed weight

Fabric	List Price
Cherry Finish with EC11 Taupe Eco Leather	1175.00



★ **SL2473EC11** Taupe Eco Leather **ELEGANZA** Sofa with Cherry Finish Legs Shipped Assembled
Overall Size: 72W x 31.5D x 30H
Seat: 59.75W x 20.5D
Back: 62W x 15.5H **Seat Height:** 17.75
Weight: 96 **UPS Weight:** No UPS **COM:** N/A
Carton: 73L x 32W x 31H **Cube:** 41.90
Notes: Rated for 675 lbs. of distributed weight

Fabric	List Price
Cherry Finish with EC11 Taupe Eco Leather	1475.00



★ **SL2571U1** Espresso Faux Leather **PILLAR** Club Chair with Cherry Finish Legs Shipped Assembled with Legs Unmounted
Overall Size: 33W x 31.25D x 33H
Seat: 19.5W x 20.75D
Back: 29.75W x 18.75H **Seat Height:** 19.25
Weight: 72 **UPS Weight:** No UPS **COM:** N/A
Carton: 34L x 33W x 30H **Cube:** 19.47
Notes: Rated for 300 lbs. of distributed weight

Fabric	List Price
Cherry Finish with U1 Espresso Faux Leather	740.00



★ **SL2572U1** Espresso Faux Leather **PILLAR** Loveseat with Cherry Finish Legs Shipped Assembled with Legs Unmounted
Overall Size: 56.5W x 31.25D x 33H
Seat: 42W x 20.75D
Back: 52.25W x 18.75H **Seat Height:** 19.25
Weight: 97 **UPS Weight:** No UPS **COM:** N/A
Carton: 57L x 33W x 30H **Cube:** 32.65
Notes: Rated for 500 lbs. of distributed weight

Fabric	List Price
Cherry Finish with U1 Espresso Faux Leather	1095.00



★ **SL2573U1** Espresso Faux Leather **PILLAR** Sofa with Cherry Finish Legs Shipped Assembled with Legs Unmounted
Overall Size: 72W x 31.25D x 33H
Seat: 59.5W x 20.75D
Back: 70.25W x 18.75H **Seat Height:** 19.25
Weight: 119 **UPS Weight:** No UPS **COM:** N/A
Carton: 75L x 33W x 30H **Cube:** 42.96
Notes: Rated for 675 lbs. of distributed weight

Fabric	List Price
Cherry Finish with U1 Espresso Faux Leather	1350.00



★ **SL2811** Espresso or Black Eco Leather Club Chair with Espresso Finish Legs
● Shipped K/D
Overall Size: 33W x 31.25D x 33H
Seat: 23.25W x 19.5D
Back: 23.25W x 16H **Seat Height:** 18
Weight: 49 **UPS Weight:** No UPS **COM:** N/A
Carton: 37L x 25W x 25H **Cube:** 13.38
Notes: Rated for 300 lbs. of distributed weight

Fabric	List Price
Espresso Finish with EC1 Espresso Eco Leather or EC3 Black Eco Leather	595.00



★ **SL2812** Espresso or Black Eco Leather Loveseat with Espresso Finish Legs
● Shipped K/D
Overall Size: 56.5W x 31.25D x 33H
Seat: 46.75W x 19.5D
Back: 46.75W x 16H **Seat Height:** 18
Weight: 75 **UPS Weight:** No UPS **COM:** N/A
Carton: 48L x 33W x 25H **Cube:** 22.91
Notes: Rated for 500 lbs. of distributed weight

Fabric	List Price
Espresso Finish with EC1 Espresso Eco Leather or EC3 Black Eco Leather	875.00



★ **SL2813** Espresso or Black Eco Leather Sofa with Espresso Finish Legs
● Shipped K/D
Overall Size: 72W x 31.25D x 33H
Seat: 62.25W x 19.5D
Back: 62.25W x 16H **Seat Height:** 18
Weight: 95 **UPS Weight:** No UPS **COM:** N/A
Carton: 64L x 33W x 25H **Cube:** 30.55
Notes: Rated for 675 lbs. of distributed weight

Fabric	List Price
Espresso Finish with EC1 Espresso Eco Leather or EC3 Black Eco Leather	1195.00



★ **SL8471** Black **SL8871** Taupe Leather Club Chair with Cherry Finish
● Shipped Assembled with Legs Unmounted
Overall Size: 32W x 33.5D x 30.75H
Seat: 22W x 20D
Back: 22W x 16H **Seat Height:** 17.25
Weight: 62 **UPS Weight:** No UPS **COM:** 5 yds
Carton: 34L x 33W x 30H **Cube:** 19.47
Notes: Rated for 300 lbs. of distributed weight
ANSI/BIFMA Tested

Fabric	List Price
Cherry Finish SL8471 Black Leather SL8871 Taupe Leather	750.00



★ **SL8472** Black **SL8872** Taupe Leather Loveseat with Cherry Finish
● Shipped Assembled with Legs Unmounted
Overall Size: 58W x 33.5D x 30.75H
Seat: 48W x 20D
Back: 48W x 16H **Seat Height:** 17.25
Weight: 91 **UPS Weight:** No UPS **COM:** 7 yds
Carton: 60L x 34W x 30H **Cube:** 35.41
Notes: Rated for 500 lbs. of distributed weight
ANSI/BIFMA Tested

Fabric	List Price
Cherry Finish SL8472 Black Leather SL8872 Taupe Leather	1125.00



★ **SL8473** Black **SL8873** Taupe Leather Sofa with Cherry Finish
● Shipped Assembled with Legs Unmounted
Overall Size: 74.5W x 33.5D x 30.75H
Seat: 64W x 20D
Back: 64W x 16H **Seat Height:** 17.25
Weight: 111 **UPS Weight:** No UPS **COM:** 9 yds
Carton: 79L x 34W x 30H **Cube:** 46.63
Notes: Rated for 675 lbs. of distributed weight
ANSI/BIFMA Tested

Fabric	List Price
Cherry Finish SL8473 Black Leather SL8873 Taupe Leather	1425.00



★ **7360MLT** High Back Mesh Screen Back and Seat Chair with Locking Tilt Control and
 ● Polished Aluminum Arms and Base
Overall Size: 21.5W x 24.75D x 46.5H
Seat: 19W x 17.5D **Back:** 18W x 25H **Seat Range:** 18.25 - 21
Arms to Floor: 26.75 **Weight:** 42 **UPS Weight:** 124 **COM:** N/A
Carton: 37L x 26W x 25H **Cube:** 13.91 **LTL Cube:** 10.0
Options: N/A **Features:** 1, 4, 5, 8, 9 **Control:** Locking Tilt
Notes:
 Has achieved GREENGUARD Certification

Fabric	List Price
Black Mesh Screen Seat and Back with Polished Aluminum Arms and Base	525.00



★ **7361MLT** Mid Back Mesh Screen Back and Seat Chair with Locking Tilt Control and
 ● Polished Aluminum Arms and Base
Overall Size: 21.25W x 24.25D x 39H
Seat: 19W x 17.5D **Back:** 17.75W x 19H **Seat Range:** 18.25 - 21
Arms to Floor: 26.75 **Weight:** 41 **UPS Weight:** 108 **COM:** N/A
Carton: 32L x 26W x 25H **Cube:** 12.03 **LTL Cube:** 8.8
Options: N/A **Features:** 1, 4, 5, 8, 9 **Control:** Locking Tilt
Notes:
 Has achieved GREENGUARD Certification

Fabric	List Price
Black Mesh Screen Seat and Back with Polished Aluminum Arms and Base	495.00



★ **73603** High Back Black Eco Leather Chair with Built-in Headrest, Mid Pivot Knee Tilt Control and Polished Aluminum Arms and Base
Overall Size: 21.75W x 24.75D x 50.75H
Seat: 18.75W x 16.5D **Back:** 17.75W x 28.5H **Seat Range:** 19.75 - 23
Arms to Floor: 28 **Weight:** 49 **UPS Weight:** 138 **COM:** N/A
Carton: 41L x 26W x 25H **Cube:** 15.42 **LTL Cube:** 12.0
Options: N/A **Features:** 1, 4, 6, 8, 9 **Control:** Mid Pivot Knee Tilt
Notes: Photo Partial Representation Only
 Has achieved GREENGUARD Certification

Fabric	List Price
Black Eco Leather Seat and Back with Polished Aluminum Arms and Base	625.00



★ **74603LT** High Back Black Eco Leather Chair with Locking Tilt Control and Polished
 ● Aluminum Arms and Base
Overall Size: 21.5W x 24.75D x 46.5H
Seat: 19W x 17.5D **Back:** 18W x 25H **Seat Range:** 18.25 - 21
Arms to Floor: 26.75 **Weight:** 44 **UPS Weight:** 124 **COM:** N/A
Carton: 37L x 26W x 25H **Cube:** 13.91 **LTL Cube:** 10.0
Options: N/A **Features:** 1, 4, 5, 8, 9 **Control:** Locking Tilt
Notes:
 Has achieved GREENGUARD Certification

Fabric	List Price
Black Eco Leather Seat and Back with Polished Aluminum Arms and Base	525.00



★ **74613LT** Mid Back Black Eco Leather Chair with Locking Tilt Control and Polished
 ● Aluminum Arms and Base
Overall Size: 21.25W x 24.25D x 39H
Seat: 19W x 17.5D **Back:** 17.75W x 19H **Seat Range:** 18.25 - 21
Arms to Floor: 26.75 **Weight:** 44 **UPS Weight:** 108 **COM:** N/A
Carton: 32L x 26W x 25H **Cube:** 12.03 **LTL Cube:** 8.8
Options: N/A **Features:** 1, 4, 5, 8, 9 **Control:** Locking Tilt
Notes:
 Has achieved GREENGUARD Certification

Fabric	List Price
Black Eco Leather Seat and Back with Polished Aluminum Arms and Base	495.00



★ **73631** Armless Mid Back Black Eco Leather Chair with Polished Aluminum Frame and
 ● Base
Overall Size: 19.5W x 24D x 39.75H
Seat: 18.75W x 18D **Back:** 17.75W x 19H **Seat Range:** 17.5 - 21
Arms to Floor: N/A **Weight:** 39 **UPS Weight:** 65 **COM:** N/A
Carton: 27L x 22W x 21H **Cube:** 7.21
Options: N/A **Features:** 1, 4, 5, 8, 9 **Control:** Locking Tilt
Notes:
 Has achieved GREENGUARD Certification

Fabric	List Price
Black Eco Leather Seat and Back with Polished Aluminum Base	480.00



★ **74653** Black Eco Leather Visitors Chair with Polished Aluminum Frame, Arms and Base
 ● **Overall Size:** 21.25W x 24.5D x 37.25H
Seat: 18.75W x 18D **Back:** 17.75W x 19H **Seat Range:** 18 Fixed
Arms to Floor: 26 **Weight:** 40 **UPS Weight:** 108 **COM:** N/A
Carton: 32L x 26W x 25H **Cube:** 12.03
Options: N/A **Features:** N/A **Control:** N/A
Notes:
 Has achieved GREENGUARD Certification

Fabric	List Price
Black Eco Leather Seat and Back with Polished Aluminum Arms and Base	480.00



★ **73023** High Back White Eco Leather Chair with Built-in Headrest, Mid Pivot Knee Tilt Control and Polished Aluminum Arms and Base
 ● **Overall Size:** 21.75W x 24.75D x 50.75H
Seat: 18.75W x 16.5D **Back:** 17.75W x 28.5H **Seat Range:** 19.75 - 23
Arms to Floor: 28 **Weight:** 49 **UPS Weight:** 138 **COM:** N/A
Carton: 41L x 26W x 25H **Cube:** 15.42 **LTL Cube:** 12.0
Options: N/A **Features:** 1, 4, 6, 8, 9 **Control:** Mid Pivot Knee Tilt
Notes:
 Has achieved GREENGUARD Certification

Fabric	List Price
White Eco Leather Seat and Back with Polished Aluminum Arms and Base	625.00



★ **74023LT** High Back White Eco Leather Chair with Locking Tilt Control and Polished Aluminum Arms and Base
 ● **Overall Size:** 21.5W x 24.75D x 46.5H
Seat: 19W x 17.5D **Back:** 18W x 25H **Seat Range:** 18.25 - 21
Arms to Floor: 26.75 **Weight:** 45 **UPS Weight:** 124 **COM:** N/A
Carton: 37L x 26W x 25H **Cube:** 13.91 **LTL Cube:** 10.0
Options: N/A **Features:** 1, 4, 5, 8, 9 **Control:** Locking Tilt
Notes:
 Has achieved GREENGUARD Certification

Fabric	List Price
White Eco Leather Seat and Back with Polished Aluminum Arms and Base	525.00



★ **74123LT** Mid Back White Eco Leather Chair with Locking Tilt Control and Polished Aluminum Arms and Base
 ● **Overall Size:** 21.25W x 24.25D x 39H
Seat: 19W x 17.5D **Back:** 17.75W x 19H **Seat Range:** 18.25 - 21
Arms to Floor: 26.75 **Weight:** 44 **UPS Weight:** 108 **COM:** N/A
Carton: 32L x 26W x 25H **Cube:** 12.03 **LTL Cube:** 8.8
Options: N/A **Features:** 1, 4, 5, 8, 9 **Control:** Locking Tilt
Notes:
 Has achieved GREENGUARD Certification

Fabric	List Price
White Eco Leather Seat and Back with Polished Aluminum Arms and Base	495.00



★ **73633** Armless Mid Back White Eco Leather Chair with Polished Aluminum Frame and Base
 ● **Overall Size:** 19.5W x 24D x 39.75H
Seat: 18.75W x 18D **Back:** 17.75W x 19H **Seat Range:** 17.5 - 21
Arms to Floor: N/A **Weight:** 39 **UPS Weight:** 65 **COM:** N/A
Carton: 27L x 22W x 21H **Cube:** 7.21
Options: N/A **Features:** 1, 4, 5, 8, 9 **Control:** Locking Tilt
Notes:
 Has achieved GREENGUARD Certification

Fabric	List Price
White Eco Leather Seat and Back with Polished Aluminum Base	480.00



★ **74523** White Eco Leather Visitors Chair with Polished Aluminum Frame, Arms and Sled Base
 ● **Overall Size:** 21.25W x 24.5D x 37.25H
Seat: 18.75W x 18D **Back:** 17.75W x 19H **Seat Range:** 18 Fixed
Arms to Floor: 26 **Weight:** 40 **UPS Weight:** 108 **COM:** N/A
Carton: 32L x 26W x 25H **Cube:** 12.03
Options: N/A **Features:** N/A **Control:** N/A
Notes:
 Has achieved GREENGUARD Certification

Fabric	List Price
White Eco Leather Seat and Back with Polished Aluminum Arms and Base	480.00



★ **74602LT** High Back Grey Eco Leather Chair with Locking Tilt Control and Polished Aluminum Arms and Base

Overall Size: 21.5W x 24.75D x 46.5H
Seat: 19W x 17.5D **Back:** 18W x 25H **Seat Range:** 18.25 - 21
Arms to Floor: 26.75 **Weight:** 45 **UPS Weight:** 124 **COM:** N/A
Carton: 37L x 26W x 25H **Cube:** 13.91
Options: N/A **Features:** 1, 4, 5, 8, 9 **Control:** Locking Tilt
Notes:

Has achieved GREENGUARD Certification

Fabric	List Price
Grey Eco Leather Seat and Back with Polished Aluminum Arms and Base	525.00



★ **74612LT** Mid Back Grey Eco Leather Chair with Locking Tilt Control and Polished Aluminum Arms and Base

Overall Size: 21.25W x 24.25D x 39H
Seat: 19W x 17.5D **Back:** 17.75W x 19H **Seat Range:** 18.25 - 21
Arms to Floor: 26.75 **Weight:** 44 **UPS Weight:** 108 **COM:** N/A
Carton: 32L x 26W x 25H **Cube:** 12.03
Options: N/A **Features:** 1, 4, 5, 8, 9 **Control:** Locking Tilt
Notes:

Has achieved GREENGUARD Certification

Fabric	List Price
Grey Eco Leather Seat and Back with Polished Aluminum Arms and Base	495.00



★ **73632** Armless Mid Back Grey Eco Leather Chair with Polished Aluminum Frame and Base

Overall Size: 19.5W x 24D x 39.75H
Seat: 18.75W x 18D **Back:** 17.75W x 19H **Seat Range:** 17.5 - 21
Arms to Floor: N/A **Weight:** 39 **UPS Weight:** 65 **COM:** N/A
Carton: 27L x 22W x 21H **Cube:** 7.21
Options: N/A **Features:** 1, 4, 5, 8, 9 **Control:** Locking Tilt
Notes:

Has achieved GREENGUARD Certification

Fabric	List Price
Grey Eco Leather Seat and Back with Polished Aluminum Arms and Base	480.00



★ **74652** Grey Eco Leather Visitors Chair with Polished Aluminum Frame, Arms and Sled Base

Overall Size: 21.25W x 24.5D x 37.25H
Seat: 18.75W x 18D **Back:** 17.75W x 19H **Seat Range:** 18 Fixed
Arms to Floor: 26 **Weight:** 40 **UPS Weight:** 108 **COM:** N/A
Carton: 32L x 26W x 25H **Cube:** 12.03
Options: N/A **Features:** N/A **Control:** N/A
Notes:

Has achieved GREENGUARD Certification

Fabric	List Price
Grey Eco Leather Seat and Back with Polished Aluminum Arms and Base	480.00



★ **74608LT** High Back Chocolate Eco Leather Chair with Locking Tilt Control and Polished Aluminum Arms and Base

Overall Size: 21.5W x 24.75D x 46.5H
Seat: 19W x 17.5D **Back:** 18W x 25H **Seat Range:** 18.25 - 21
Arms to Floor: 26.75 **Weight:** 45 **UPS Weight:** 124 **COM:** N/A
Carton: 37L x 26W x 25H **Cube:** 13.91
Options: N/A **Features:** 1, 4, 5, 8, 9 **Control:** Locking Tilt
Notes:

Has achieved GREENGUARD Certification

Fabric	List Price
Chocolate Eco Leather Seat and Back with Polished Aluminum Arms and Base	525.00



★ **74618LT** Mid Back Chocolate Eco Leather Chair with Locking Tilt Control and Polished Aluminum Arms and Base

Overall Size: 21.25W x 24.25D x 39H
Seat: 19W x 17.5D **Back:** 17.75W x 19H **Seat Range:** 18.25 - 21
Arms to Floor: 26.75 **Weight:** 44 **UPS Weight:** 108 **COM:** N/A
Carton: 32L x 26W x 25H **Cube:** 12.03
Options: N/A **Features:** 1, 4, 5, 8, 9 **Control:** Locking Tilt
Notes:

Has achieved GREENGUARD Certification

Fabric	List Price
Chocolate Eco Leather Seat and Back with Polished Aluminum Arms and Base	495.00



★ 73638 Armless Mid Back Chocolate Eco Leather Chair with Polished Aluminum Frame and Base

Overall Size: 19.5W x 24D x 39.75H
Seat: 18.75W x 18D **Back:** 17.75W x 19H **Seat Range:** 17.5 - 21
Arms to Floor: N/A **Weight:** 39 **UPS Weight:** 65 **COM:** N/A
Carton: 27L x 22W x 21H **Cube:** 7.21
Options: N/A **Features:** 1, 4, 5, 8, 9 **Control:** Locking Tilt
Notes:

Has achieved GREENGUARD Certification

Fabric	List Price
Chocolate Eco Leather Seat and Back with Polished Aluminum Base	480.00



★ 74658 Chocolate Eco Leather Visitors Chair with Polished Aluminum Frame, Arms and Sled Base

Overall Size: 21.25W x 24.5D x 37.25H
Seat: 18.75W x 18D **Back:** 17.75W x 19H **Seat Range:** 18 Fixed
Arms to Floor: 26 **Weight:** 40 **UPS Weight:** 108 **COM:** N/A
Carton: 32L x 26W x 25H **Cube:** 12.03
Options: N/A **Features:** N/A **Control:** N/A
Notes:

Has achieved GREENGUARD Certification

Fabric	List Price
Chocolate Eco Leather Seat and Back with Polished Aluminum Arms and Base	480.00



★ 78023LT High Back Black Eco Leather Chair with Locking Tilt Control and Polished Aluminum Arms and Base

Overall Size: 21W x 27.5D x 48.5H
Seat: 18.5W x 19D x 2T **Back:** 16.5W x 23.75H x 2T **Seat Range:** 21.25 - 26.25
Arms to Floor: 27.25 **Weight:** 50 **UPS Weight:** 141 **COM:** N/A
Carton: 39L x 28W x 25H **Cube:** 15.80
Options: N/A **Features:** 1, 4, 5, 8, 9 **Control:** Locking Tilt
Notes:

Has achieved GREENGUARD Certification

Fabric	List Price
Black Eco Leather Seat and Back with Polished Aluminum Arms and Base	750.00



★ 78023LT High Back White Eco Leather Chair with Locking Tilt Control and Polished Aluminum Arms and Base

Overall Size: 21W x 27.5D x 48.5H
Seat: 18.5W x 19D x 2T **Back:** 16.5W x 23.75H x 2T **Seat Range:** 21.25 - 26.25
Arms to Floor: 27.25 **Weight:** 50 **UPS Weight:** 141 **COM:** N/A
Carton: 39L x 28W x 25H **Cube:** 15.80
Options: N/A **Features:** 1, 4, 5, 8, 9 **Control:** Locking Tilt
Notes:

Has achieved GREENGUARD Certification

Fabric	List Price
White Eco Leather Seat and Back with Polished Aluminum Arms and Base	750.00





★ **NAP91CHY** Napa Cherry Guest Chair with Wood Back (1 pack)

Overall Size: 22.5W x 21.75D x 30.75H
Seat: 22W x 18D x 3T **Back:** 20W x 7.5H
Arms to Floor: 25.5 **Weight:** 31 **UPS Weight:** 33 **COM:** .75 yds
Carton: 33L x 24W x 8H **Cube:** 3.78 **Pack:** 1
Notes: Ships 1 per carton. Assembly Required.
Notes: KD Construction
 Napa Casegoods on Pages 67-71

Fabric	List Price
-3 Black	370.00
A	390.00
B	410.00
C	435.00
R	470.00



★ **NAP91ESP** Napa Espresso Guest Chair with Wood Back (1 pack)

Overall Size: 22.5W x 21.75D x 30.75H
Seat: 22W x 18D x 3T **Back:** 20W x 7.5H
Arms to Floor: 25.5 **Weight:** 31 **UPS Weight:** 33 **COM:** .75 yds
Carton: 33L x 24W x 8H **Cube:** 3.78 **Pack:** 1
Notes: Ships 1 per carton. Assembly Required.
Notes: KD Construction
 Napa Casegoods on Pages 67-71

Fabric	List Price
-3 Black	370.00
A	390.00
B	410.00
C	435.00
R	470.00



★ **NAP91MAH** Napa Mahogany Guest Chair with Wood Back (1 pack)

Overall Size: 22.5W x 21.75D x 30.75H
Seat: 22W x 18D x 3T **Back:** 20W x 7.5H
Arms to Floor: 25.5 **Weight:** 31 **UPS Weight:** 33 **COM:** .75 yds
Carton: 33L x 24W x 8H **Cube:** 3.78 **Pack:** 1
Notes: Ships 1 per carton. Assembly Required.
Notes: KD Construction
 Napa Casegoods on Pages 67-71

Fabric	List Price
-3 Black	370.00
A	390.00
B	410.00
C	435.00
R	470.00



★ **NAP91MPL** Napa Maple Guest Chair with Wood Back (1 pack)

Overall Size: 22.5W x 21.75D x 30.75H
Seat: 22W x 18D x 3T **Back:** 20W x 7.5H
Arms to Floor: 25.5 **Weight:** 31 **UPS Weight:** 33 **COM:** .75 yds
Carton: 33L x 24W x 8H **Cube:** 3.78 **Pack:** 1
Notes: Ships 1 per carton. Assembly Required.
Notes: KD Construction
 Napa Casegoods on Pages 67-71

Fabric	List Price
-3 Black	370.00
A	390.00
B	410.00
C	435.00
R	470.00



★ **NAP95CHY** Napa Cherry Guest Chair with Upholstered Back (1 pack)

Overall Size: 22.5W x 22D x 31H
Seat: 22W x 18.5D x 3T **Back:** 20W x 8H x 2T
Arms to Floor: 25.5 **Weight:** 31 **UPS Weight:** 33 **COM:** 1.0 yds
Carton: 33L x 24W x 8H **Cube:** 3.78 **Pack:** 1
Notes: Ships 1 per carton. Assembly Required.
Notes: KD Construction
 Napa Casegoods on Pages 67-71

Fabric	List Price
-3 Black or -EC3 Black Eco Leather	375.00
A	390.00
B	410.00
C	435.00
R	470.00



★ **NAP95ESP** Napa Espresso Guest Chair with Upholstered Back (1 pack)

Overall Size: 22.5W x 22D x 31H
Seat: 22W x 18.5D x 3T **Back:** 20W x 8H x 2T
Arms to Floor: 25.5 **Weight:** 31 **UPS Weight:** 33 **COM:** 1.0 yds
Carton: 33L x 24W x 8H **Cube:** 3.78 **Pack:** 1
Notes: Ships 1 per carton. Assembly Required.
Notes: KD Construction
 Napa Casegoods on Pages 67-71

Fabric	List Price
-3 Black or -EC3 Black Eco Leather	375.00
A	390.00
B	410.00
C	435.00
R	470.00



★ **NAP95MAH** Napa Mahogany Guest Chair with Upholstered Back (1 pack)

Overall Size: 22.5W x 22D x 31H
Seat: 22W x 18.5D x 3T **Back:** 20W x 8H x 2T
Arms to Floor: 25.5 **Weight:** 31 **UPS Weight:** 33 **COM:** 1.0 yds
Carton: 33L x 24W x 8H **Cube:** 3.78 **Pack:** 1
Notes: Ships 1 per carton. Assembly Required.
Notes: KD Construction
 Napa Casegoods on Pages 67-71



Fabric	List Price
-3 Black or -EC3 Black Eco Leather	375.00
A	390.00
B	410.00
C	435.00
R	470.00



★ **NAP95MPL** Napa Maple Guest Chair with Upholstered Back (1 pack)

Overall Size: 22.5W x 22D x 31H
Seat: 22W x 18.5D x 3T **Back:** 20W x 8H x 2T
Arms to Floor: 25.5 **Weight:** 31 **UPS Weight:** 33 **COM:** 1.0 yds
Carton: 33L x 24W x 8H **Cube:** 3.78 **Pack:** 1
Notes: Ships 1 per carton. Assembly Required.
Notes: KD Construction
 Napa Casegoods on Pages 67-71



Fabric	List Price
-3 Black or -EC3 Black Eco Leather	375.00
A	390.00
B	410.00
C	435.00
R	470.00



★ **NAP97CHY** Napa Cherry Guest Chair with Full Cushion Back (1 pack)

Overall Size: 23W x 23.5D x 35H
Seat: 22W x 18.5D x 3T **Back:** 19W x 14.25H x 1.5T
Arms to Floor: 29 **Weight:** 31 **UPS Weight:** 41 **COM:** N/A
Carton: 34L x 24W x 10H **Cube:** 4.54 **Pack:** 1
Notes: Ships 1 per carton. Assembly Required.
Notes: KD Construction
 Napa Casegoods on Pages 67-71

Fabric	List Price
Eco Leather -EC3 Black	400.00
A	420.00
B	440.00
C	465.00
R	505.00



★ **NAP97ESP** Napa Espresso Guest Chair with Full Cushion Back (1 pack)

Overall Size: 23W x 23.5D x 35H
Seat: 22W x 18.5D x 3T **Back:** 19W x 14.25H x 1.5T
Arms to Floor: 29 **Weight:** 31 **UPS Weight:** 41 **COM:** N/A
Carton: 34L x 24W x 10H **Cube:** 4.54 **Pack:** 1
Notes: Ships 1 per carton. Assembly Required.
Notes: KD Construction
 Napa Casegoods on Pages 67-71

Fabric	List Price
Eco Leather -EC3 Black	400.00
A	420.00
B	440.00
C	465.00
R	505.00



★ **NAP97MAH** Napa Mahogany Guest Chair with Full Cushion Back (1 pack)

Overall Size: 23W x 23.5D x 35H
Seat: 22W x 18.5D x 3T **Back:** 19W x 14.25H x 1.5T
Arms to Floor: 29 **Weight:** 31 **UPS Weight:** 41 **COM:** N/A
Carton: 34L x 24W x 10H **Cube:** 4.54 **Pack:** 1
Notes: Ships 1 per carton. Assembly Required.
Notes: KD Construction
 Napa Casegoods on Pages 67-71

Fabric	List Price
Eco Leather -EC3 Black	400.00
A	420.00
B	440.00
C	465.00
R	505.00



★ **NAP97MPL** Napa Maple Guest Chair with Full Cushion Back (1 pack)

Overall Size: 23W x 23.5D x 35H
Seat: 22W x 18.5D x 3T **Back:** 19W x 14.25H x 1.5T
Arms to Floor: 29 **Weight:** 31 **UPS Weight:** 41 **COM:** N/A
Carton: 34L x 24W x 10H **Cube:** 4.54 **Pack:** 1
Notes: Ships 1 per carton. Assembly Required.
Notes: KD Construction
 Napa Casegoods on Pages 67-71

Fabric	List Price
Eco Leather -EC3 Black	400.00
A	420.00
B	440.00
C	465.00
R	505.00



★ **MEN-982-MAH/MEN-982-MPL** Leg Chair with Wood Criss-cross Back & High Gloss Maple or Mahogany Finish (2 pack)
Overall Size: 22.5W x 23D x 33.5H
Seat: 18.5W x 19D **Back:** 18W x 15H
Arms to Floor: 27.5 **Weight:** 45 **UPS Weight:** No UPS **COM:** 1 yd per Chair
Carton: 39L x 28W x 25H **Cube:** 15.79 **Pack:** 2
Notes: Ships 2 per Carton, Frame Fully Assembled, Seat Cushion Unmounted
Notes:
Mendocino Casegoods on Pages 56-58

Fabric	List Price 2 Pack
Black	800.00
A	842.00
B	890.00
C	938.00
R	1020.00



★ **MEN-98-MAH/MEN-98-MPL** Leg Chair with Wood Criss-cross Back & High Gloss Maple or Mahogany Finish (4 pack)
Overall Size: 22.5W x 23D x 33.5H
Seat: 18.5W x 19D **Back:** 18W x 15H
Arms to Floor: 27.5 **Weight:** 86 **UPS Weight:** No UPS **COM:** 1 yd per Chair
Carton: 44L x 35W x 26H **Cube:** 23.17 **Pack:** 4
Notes: Ships 4 per Carton, Frame Fully Assembled, Seat Cushions Unmounted
Notes:
Mendocino Casegoods on Pages 56-58

Fabric	List Price 4 Pack
Black	1600.00
A	1684.00
B	1780.00
C	1876.00
R	2040.00



★ **MEN-942-CHY** Leg Chair with Upholstered Back & Satin Cherry Finish (2 pack)
Overall Size: 22.5W x 18.25D x 33.25H
Seat: 20W x 18D x 2.5T **Back:** 21W x 16H x 1.5T
Arms to Floor: 26.75 **Weight:** 45 **UPS Weight:** No UPS **COM:** 1.5 yd per Chair
Carton: 39L x 28W x 25H **Cube:** 15.79 **Pack:** 2
Notes: Ships 2 per Carton, Frame Fully Assembled, Seat Cushion Unmounted
Notes:
Mendocino Casegoods on Pages 56-58

Fabric	List Price 2 Pack
Black	800.00
A	842.00
B	890.00
C	938.00
R	1020.00



★ **MEN-94-CHY** Leg Chair with Upholstered Back & Satin Cherry Finish (4 pack)
Overall Size: 22.5W x 18.25D x 33.25H
Seat: 20W x 18D x 2.5T **Back:** 21W x 16H x 1.5T
Arms to Floor: 26.75 **Weight:** 86 **UPS Weight:** No UPS **COM:** 1.5 yd per Chair
Carton: 44L x 35W x 26H **Cube:** 23.17 **Pack:** 4
Notes: Ships 4 per Carton, Frame Fully Assembled, Seat Cushions Unmounted
Notes:
Mendocino Casegoods on Pages 56-58

Fabric	List Price 4 Pack
Black	1600.00
A	1684.00
B	1780.00
C	1876.00
R	2040.00



★ **KEN-992-MAH/KEN-992-LCH** Leg Chair with Wood Slat Back & Mahogany or Light Cherry Finish (2 pack)
Overall Size: 23W x 23D x 32H
Seat: 20W x 18.5D **Back:** 18.5W x 15.5H
Arms to Floor: 27 **Weight:** 48 **UPS Weight:** No UPS **COM:** 1 yd per Chair
Carton: 39L x 28W x 25H **Cube:** 15.79 **Pack:** 2
Notes: Ships 2 per Carton, Frame Fully Assembled, Seat Cushions Unmounted
Notes:
Kenwood Casegoods on Pages 59-61

Fabric	List Price 2 Pack
Black	750.00
A	790.00
B	830.00
C	870.00
R	940.00



★ **KEN-99-MAH/KEN-99-LCH** Leg Chair with Wood Slat Back & Mahogany or Light Cherry Finish (4 pack)
Overall Size: 23W x 23D x 32H
Seat: 20W x 18.5D **Back:** 18.5W x 15.5H
Arms to Floor: 27 **Weight:** 90 **UPS Weight:** No UPS **COM:** 1 yd per Chair
Carton: 44L x 34W x 26H **Cube:** 22.50 **Pack:** 4
Notes: Ships 4 per Carton, Frame Fully Assembled, Seat Cushions Unmounted
Notes:
Kenwood Casegoods on Pages 59-61

Fabric	List Price 4 Pack
Black	1500.00
A	1580.00
B	1660.00
C	1740.00
R	1880.00

Finish Key

MAH = Mahogany Finish
MPL = Maple Finish

LCH = Light Cherry Finish
CHY = Cherry Finish

ESP = Espresso Finish





★ **KEN-1292-MAH/KEN-1292-LCH** Leg Chair with Upholstered Back & Mahogany or Light Cherry Finish (2 pack)
Overall Size: 23W x 23D x 32H
Seat: 20W x 18.5D **Back:** 18.5W x 15.5H
Arms to Floor: 27 **Weight:** 50 **UPS Weight:** No UPS **COM:** 1.5 yd per Chair
Carton: 39L x 28W x 25H **Cube:** 15.79 **Pack:** 2
Notes: Ships 2 per Carton, Frame Fully Assembled, Seat Cushions Unmounted
Notes:
 Kenwood Casegoods on Pages 59-61

Fabric	List Price 2 Pack
Black	750.00
A	790.00
B	830.00
C	870.00
R	940.00



★ **KEN-129-MAH/KEN-129-LCH** Leg Chair with Upholstered Back & Mahogany or Light Cherry Finish (4 pack)
Overall Size: 23W x 23D x 32H
Seat: 20W x 18.5D **Back:** 18.5W x 15.5H
Arms to Floor: 27 **Weight:** 95 **UPS Weight:** No UPS **COM:** 1.5 yd per Chair
Carton: 44L x 35W x 26H **Cube:** 23.17 **Pack:** 4
Notes: Ships 4 per Carton, Frame Fully Assembled, Seat Cushions Unmounted
Notes:
 Kenwood Casegoods on Pages 59-61

Fabric	List Price 4 Pack
Black	1500.00
A	1580.00
B	1660.00
C	1740.00
R	1880.00



★ **SON-992-CHY** Leg Chair with Wood Slat Back & Sonoma Cherry Finish (2 pack)
Overall Size: 23W x 23D x 32H
Seat: 20W x 18.5D **Back:** 18.5W x 15.5H
Arms to Floor: 27 **Weight:** 48 **UPS Weight:** No UPS **COM:** 1 yd per Chair
Carton: 39L x 28W x 25H **Cube:** 15.79 **Pack:** 2
Notes: Ships 2 per Carton, Frame Fully Assembled, Seat Cushions Unmounted
Notes:
 Sonoma Casegoods on Pages 62-64

Fabric	List Price 2 Pack
Black	750.00
A	790.00
B	830.00
C	870.00
R	940.00



★ **SON-99-CHY** Leg Chair with Wood Slat Back & Sonoma Cherry Finish (4 pack)
Overall Size: 23W x 23D x 32H
Seat: 20W x 18.5D **Back:** 18.5W x 15.5H
Arms to Floor: 27 **Weight:** 92 **UPS Weight:** No UPS **COM:** 1 yd per Chair
Carton: 44L x 34W x 26H **Cube:** 22.50 **Pack:** 4
Notes: Ships 4 per Carton, Frame Fully Assembled, Seat Cushions Unmounted
Notes:
 Sonoma Casegoods on Pages 62-64

Fabric	List Price 4 Pack
Black	1500.00
A	1580.00
B	1660.00
C	1740.00
R	1880.00



★ **SON-1292-CHY** Leg Chair with Upholstered Back & Sonoma Cherry Finish (2 pack)
Overall Size: 23W x 23D x 32H
Seat: 20W x 18.5D **Back:** 18.5W x 15.5H
Arms to Floor: 27 **Weight:** 48 **UPS Weight:** No UPS **COM:** 1.5 yd per Chair
Carton: 39L x 28W x 25H **Cube:** 15.79 **Pack:** 2
Notes: Ships 2 per Carton, Frame Fully Assembled, Seat Cushions Unmounted
Notes:
 Sonoma Casegoods on Pages 62-64

Fabric	List Price 2 Pack
Black	750.00
A	790.00
B	830.00
C	870.00
R	940.00



★ **SON-129-CHY** Leg Chair with Upholstered Back & Sonoma Cherry Finish (4 pack)
Overall Size: 23W x 23D x 32H
Seat: 20W x 18.5D **Back:** 18.5W x 15.5H
Arms to Floor: 27 **Weight:** 94 **UPS Weight:** No UPS **COM:** 1.5 yd per Chair
Carton: 43L x 35W x 26H **Cube:** 22.64 **Pack:** 4
Notes: Ships 4 per Carton, Frame Fully Assembled, Seat Cushions Unmounted
Notes:
 Sonoma Casegoods on Pages 62-64

Fabric	List Price 4 Pack
Black	1500.00
A	1580.00
B	1660.00
C	1740.00
R	1880.00

Finish Key

MAH = Mahogany Finish
MPL = Maple Finish

LCH = Light Cherry Finish
CHY = Cherry Finish

ESP = Espresso Finish

★ NJ In Stock



CASEGOODS



new

Townsend TOWTYP12R

OSP[®]
furniture



SONTYP12 WITH 511343AT

**NAP-ESP U Group
with EC6583-EC12**



**NAP-CHY
with EMMH5681JK5-EC1**



KEN - MAH U Group with 74603LT




TOW-TYP2, TYP5, 84, 12 and 53

Finish Key

CHY - Royal Cherry

Modern conveniences include integral, felt-lined center drawer in all desks. Standard keyboard tray and wire management on returns, bridge and double pedestal credenza. Hutch with wire passage near worksurface and light valance. Single-key, side-locking pedestals with matching finish drawer interiors. Box and center drawers felt-lined. Desk pedestals are box/box/file. Return/credenza pedestals are file/file. All file drawers are full-extension, ball-bearing slides with Legal/Letter filing.


TOWNSEND blends the heritage of traditional designs with modern office function in select walnut veneers and Royal Cherry finish. Unique parquet design tops and 3"-thick shaped edge profile are further complemented with solid wood picture-frame molding, wood veneer base trim and decorative pilasters.



Unique parquet design veneer on all worksurfaces exemplifies time-honored, tradition of wood craftsmanship.

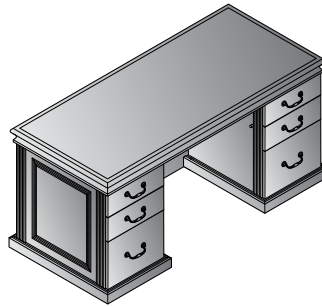


TOW-TYP12R, 13 and 53



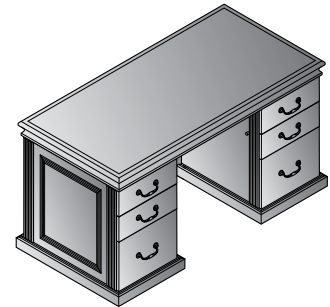
Double Pedestal Desk 72x36x30H
TOW-TYP2 \$2,990
 42.3 cu. ft. 310.9 lbs.

- Consists of:
- TOW-01** 72x36 Desk Top/Mod Set
14.9 cu. ft. 134.5 lbs. \$1,030
 - TOW-65L** Left BBF Pedestal for TOW01
13.7 cu. ft. 88.2 lbs. \$980
 - TOW-65R** Right BBF Pedestal for TOW01
13.7 cu. ft. 88.2 lbs. \$980



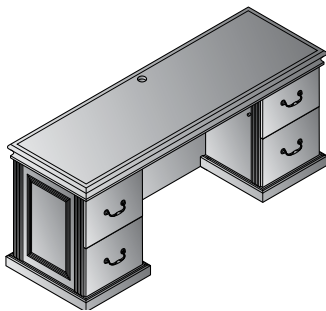
Double Pedestal Desk 66x30x30H
TOW-TYP3 \$2,835
 34.6 cu. ft. 304.2 lbs.

- Consists of:
- TOW-02** 66x30 Desk Top/Mod Set
11.7 cu. ft. 127.9 lbs. \$925
 - TOW-63L** Left BBF Pedestal for TOW02/03
11.4 cu. ft. 88.2 lbs. \$955
 - TOW-63R** Right BBF Pedestal for TOW02/03
11.4 cu. ft. 88.2 lbs. \$955



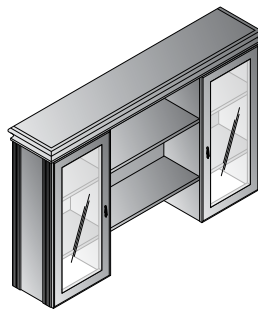
Double Pedestal Desk 60x30x30H
TOW-TYP4 \$2,730
 33.6 cu. ft. 280.0 lbs.

- Consists of:
- TOW-03** 60x30 Desk Top/Mod Set
10.7 cu. ft. 103.6 lbs. \$820
 - TOW-63L** Left BBF Pedestal for TOW02/03
11.4 cu. ft. 88.2 lbs. \$955
 - TOW-63R** Right BBF Pedestal for TOW02/03
11.4 cu. ft. 88.2 lbs. \$955



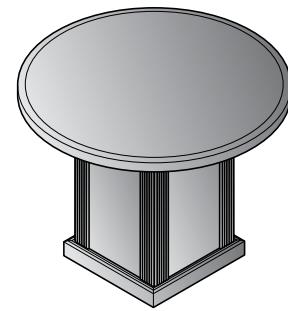
Double Pedestal Credenza 72x24x30H
TOW-TYP5 \$2,420
 31.3 cu. ft. 255.7 lbs.

- Consists of:
- TOW-43** 72x24 Credenza Top/Mod Set
12.7 cu. ft. 105.8 lbs. \$980
 - TOW-75L** Left FF Pedestal for TOW043/45
9.3 cu. ft. 75 lbs. \$720
 - TOW-75R** Right FF Pedestal for TOW043/45
9.3 cu. ft. 75 lbs. \$720



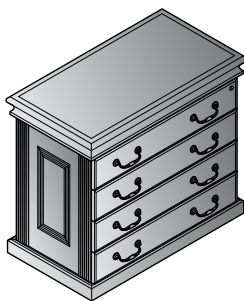
Overhead Storage Hutch 72x15x45H
TOW-84 \$2,320
 29.7 cu. ft. 231.5 lbs.

- Ships in 2 cartons:
- TOW-84A** (2) Towers + Back Panel
20.5 cu. ft. 149.9 lbs.
 - TOW-84B** Top + (2) Shelves
5.7 cu. ft. 81.6 lbs.



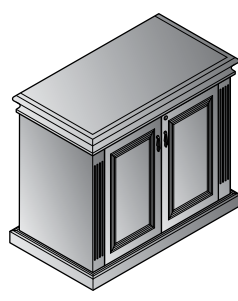
Round Table 48\"/>

- Ships in 2 cartons:
- TOW-59T** 48\"/>



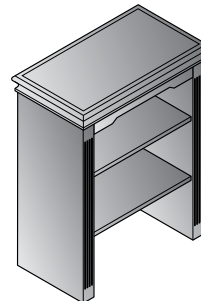
2-Drawer Lateral File 36x20x30H
TOW-12 \$1,420
 19.1 cu. ft. 149.9 lbs.

Ships Assembled in 1 carton



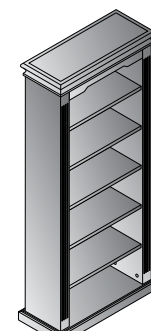
2-Door Storage Cabinet 36x20x30H
TOW-13 \$1,110
 19.8 cu. ft. 81.6 lbs.

Ships Assembled in 1 carton



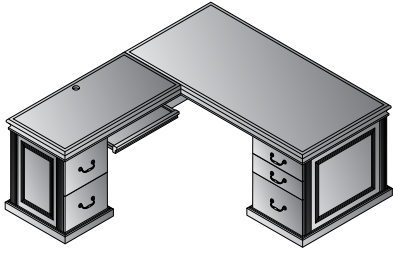
Open Hutch 36x20x45H
TOW-53 \$1,005
 10.9 cu. ft. 121.3 lbs.

Fits TOW-12 & TOW-13



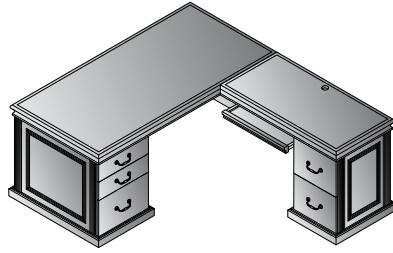
6-Shelf Bookcase 32x14x75H
TOW-56 \$1,420
 13.1 cu. ft. 138.9 lbs.

2 Fixed (Middle, Bottom) & 4 Adjustable Shelves



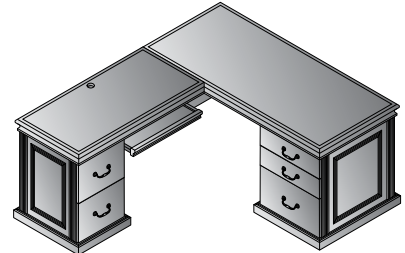
L-Shape with Left Return 72"x84"
TOW-TYP8L \$4,015
 42.6 cu. ft. 346.1 lbs.

- Consists of:
- TOW-01R** 72x36x30H Right DeskTop/Mod Set
17.8 cu. ft. 134.5 lbs. \$1,340
 - TOW-64R** Right BBF Pedestal for TOW01R
16.1 cu. ft. 134.5 lbs. \$1,235
 - TOW-45L** Left Return Top/Mod Set 48x24x30H
8.7 cu. ft. 77.2 lbs. \$720
 - TOW-75L** Left FF Pedestal for TOW043/45
9.3 cu. ft. 75 lbs. \$720



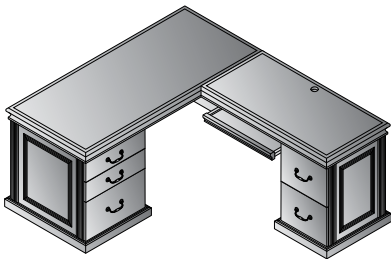
L-Shape with Right Return 72"x84"
TOW-TYP8R \$4,015
 42.6 cu. ft. 346.1 lbs.

- Consists of:
- TOW-01L** 72x36x30H Left Desk Top/Mod Set
17.8 cu. ft. 134.5 lbs. \$1,340
 - TOW-64L** Left BBF Pedestal for TOW01R
16.1 cu. ft. 134.5 lbs. \$1,235
 - TOW-45R** Right Return Top/Mod Set 48x24x30H
8.7 cu. ft. 77.2 lbs. \$720
 - TOW-75R** Right FF Pedestal for TOW043/45
9.3 cu. ft. 75 lbs. \$720



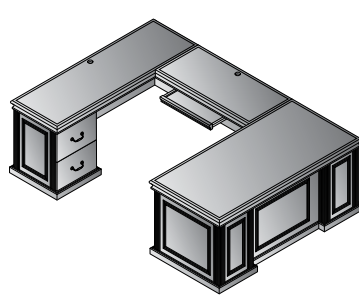
L-Shape with Left Return 66"x78"
TOW-TYP9L \$3,530
 36.1 cu. ft. 310.9 lbs.

- Consists of:
- TOW-02R** 66x30x30H Right Desk Top/Mod Set
13.9 cu. ft. 136.7 lbs. \$1,060
 - TOW-62R** Right Pedestal for TOW02R
13.4 cu. ft. 97.0 lbs. \$1,030
 - TOW-45L** Left Return Top/Mod Set 48x24x30H
8.7 cu. ft. 77.2 lbs. \$720
 - TOW-75L** Left Pedestal for TOW043/45
9.3 cu. ft. 75 lbs. \$720



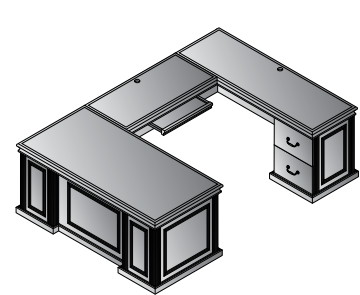
L-Shape with Right Return 66"x78"
TOW-TYP9R \$3,530
 36.1 cu. ft. 310.9 lbs.

- Consists of:
- TOW-02L** 66x30x30H Left Desk Top/Mod Set
13.9 cu. ft. 136.7 lbs. \$1,060
 - TOW-62L** Left Pedestal for TOW02R
13.4 cu. ft. 97.0 lbs. \$1,030
 - TOW-45R** Right Return Top/Mod Set 48x24x30H
8.7 cu. ft. 77.2 lbs. \$720
 - TOW-75R** Right Pedestal for TOW043/45
9.3 cu. ft. 75 lbs. \$720



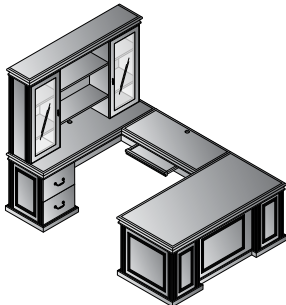
U-Shape with Left Bridge 72"x108"
TOW-TYP22L \$5,440
 68.9 cu. ft. 546.7 lbs.

- Consists of:
- TOW-01R** 72x36x30H Right DeskTop/Mod Set
17.8 cu. ft. 134.5 lbs. \$1,340
 - TOW-64R** Right BBF Pedestal for TOW01R
16.1 cu. ft. 134.5 lbs. \$1,235
 - TOW-70** Bridge 48x24x30H
10.3 cu. ft. 88.2 lbs. \$865
 - TOW-43L** 72x24x30H Left Credenza Top/Mod Set
13.8 cu. ft. 114.6 lbs. \$970
 - TOW-78L** Left FF Pedestal for TOW043L
10.9 cu. ft. 75 lbs. \$1,030



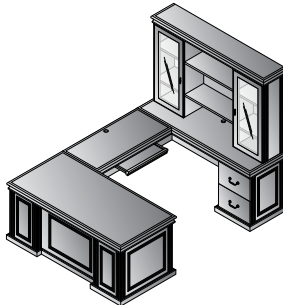
U-Shape with Right Bridge 72"x108"
TOW-TYP22R \$5,440
 68.9 cu. ft. 546.7 lbs.

- Consists of:
- TOW01L** 72x36x30H Left DeskTop/Mod Set
17.8 cu. ft. 134.5 lbs. \$1,340
 - TOW-64L** Left BBF Pedestal for TOW01R
16.1 cu. ft. 134.5 lbs. \$1,235
 - TOW-70** Bridge 48x24x30H
10.3 cu. ft. 88.2 lbs. \$865
 - TOW-43R** 72x24x30H Right Credenza Top/Mod Set
13.8 cu. ft. 114.6 lbs. \$970
 - TOW-78R** Right FF Pedestal for TOW043L
10.9 cu. ft. 75 lbs. \$1,030



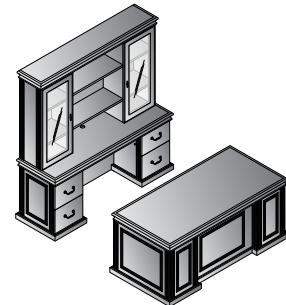
U-Shape with Left Bridge + Hutch 72"x108"
TOW-TYP12L \$7,760
 98.6 cu. ft. 778.2 lbs.

- Consists of: (7 cartons)
- TOW-01R** 72x36x30H Right DeskTop/Mod Set
17.8 cu. ft. 134.5 lbs. \$1,340
 - TOW-64R** RightBBF Pedestal for TOW01R
16.1 cu. ft. 134.5 lbs. \$1,235
 - TOW-70** Bridge 48x24x30H
10.3 cu. ft. 88.2 lbs. \$865
 - TOW-43L** 72x24x30H Left Credenza Top/Mod Set
13.8 cu. ft. 114.6 lbs. \$970
 - TOW-78L** Left FF Pedestal for TOW043L
10.9 cu. ft. 75 lbs. \$1,030
 - TOW-84** Overhead Storage Hutch 72x15x45H
26.2 cu. ft. 231.5 lbs. \$2,320



U-Shape with Right Bridge + Hutch 72"x108"
TOW-TYP12R \$7,760
 98.6 cu. ft. 778.2 lbs.

- Consists of: (7 cartons)
- TOW-01L** 72x36x30H Left DeskTop/Mod Set
17.8 cu. ft. 134.5 lbs. \$1,340
 - TOW-64L** Left BBF Pedestal for TOW01R
16.1 cu. ft. 134.5 lbs. \$1,235
 - TOW-70** Bridge 48x24x30H
10.3 cu. ft. 88.2 lbs. \$865
 - TOW-43R** 72x24x30H Right Credenza Top/Mod Set
13.8 cu. ft. 114.6 lbs. \$970
 - TOW-78R** Right FF Pedestal for TOW043L
10.9 cu. ft. 75 lbs. \$1,030
 - TOW-84** Overhead Storage Hutch 72x15x45H
26.2 cu. ft. 231.5 lbs. \$2,320



Executive Office
TOW-TYP11 \$7,730
 103.3 cu. ft. 798.1 lbs.

- Consists of: (8 cartons)
- TOW-TYP2** 72x36x30H Double Pedestal Desk
42.3 cu. ft. 310.9 lbs. \$2,990
 - TOW-TYP5** 72x24x30H Double Pedestal Credenza
31.3 cu. ft. 255.7 lbs. \$2,420
 - TOW-84** Overhead Storage Hutch 72x15x45H
26.2 cu. ft. 231.5 lbs. \$2,320




TOW-TYP9L and 56




Built-in felt lined box and center drawer



File drawers feature matching wood finish



Detailed pilaster corner moldings and bottom skirt



Premium grade hardware





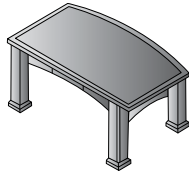
Design for the connoisseur, Mendocino brings together executive style, characteristics and function. Complex shape work surface edges coordinate with decorative pedestal molding and hutch tops. Enhanced features include legal-width desk pedestals, austere 80" heights (credenza/hutch), and a dramatic showcase hutch with beveled wood frame/clear glass doors. Select hardwood veneers feature Maple HiGloss, Mahogany HiGloss or Satin Cherry finish.



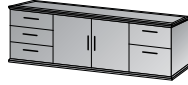


MEN01
Desk Top/Mod Set
72"x36"x30"
CU:6.6 WT:110.2
List Price: \$1490

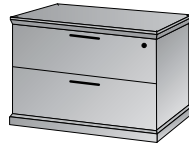
MEN02
Desk Top/Mod
66"x30"x30"
CU:5.2 WT:91.5
List Price: \$1180



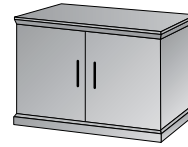
MEN04
Table Desk
72"x42"x30"
CU:18.1 WT:213.6
List Price: \$3440



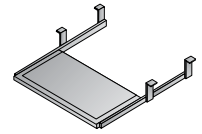
MEN10
Storage Credenza
72"x24"x30"
CU:35.6 WT:272.3
List Price: \$3630
Ships Assembled



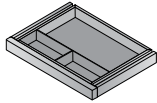
MEN12
Lateral File
36"x24"x30"
CU:18.3 WT:132.3
List Price: \$1755
Ships Assembled



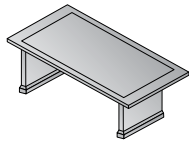
MEN13
Storage Cabinet
36"x24"x30"
CU:18.3 WT:121.3
List Price: \$1595
Ships Assembled



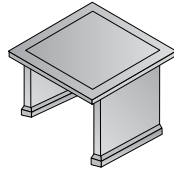
MEN14
Keyboard Tray
26"x12"
CU:0.9 WT:13.2
List Price: \$410



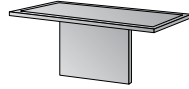
MEN15
Center Drawer
20"x16"
CU:0.7 WT:9.5
List Price: \$255



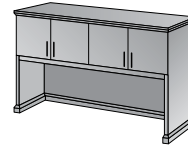
MEN19
Coffee Table
48"x24"x16"
CU:4.2 WT:67.2
List Price: \$925



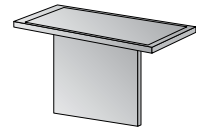
MEN20
End Table
24"x24"x20"
CU:2.8 WT:48.7
List Price: \$730



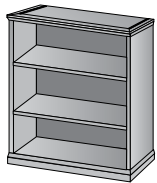
MEN43
Credenza Top/Mod Set
72"x24"x30"
CU:4.8 WT:86.0
List Price: \$1180




MEN44
Part-Assembled Hutch
72"x16"x49"
CU:38.8 WT:218.3
List Price: \$2615



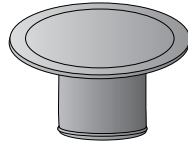
MEN45
Return Top/Mod Set
48.5"x24"x30"
CU:3.3 WT:65.0
List Price: \$730



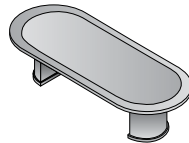
MEN55
Bookcase/Open Hutch
36"x16"x49"
CU:6.1 WT:148.8
List Price: \$1210



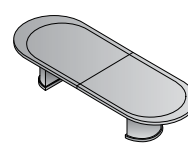
MEN56
5-Shelf Bookcase
36"x16"x79"
CU:9.1 WT:192.9
List Price: \$1650



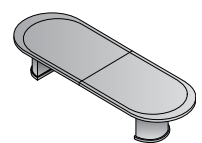
MEN59
Round Table
48" Dia. x29"H
CU:13.8 WT:103.6
Consists of: MEN-59T,59B
List Price: \$1930



MEN60
Conference Table
96"x42"x30"
CU:20.6 WT:217.2
Consists of: MEN-60T,S,60/61/62B
List Price: \$3200



MEN61
Conference Table
120"x48"x30"
CU:20.8 WT:308.6
Consists of: MEN-61T,61S,60/61/62B
List Price: \$3945



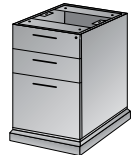
MEN62
Conference Table
144"x48"x30"
CU:22.3 WT:313.1
Consists of: MEN-62T,62S,60/61/62B
List Price: \$4845



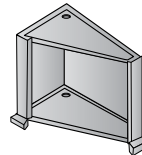
MEN63
BBF Ped-66" Desk
17"x29.5"x28"
CU:11.2 WT:90.4
List Price: \$1240
Ships Assembled



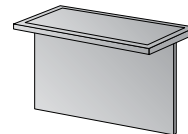
MEN65
BBF Ped-72"/"84" Desk
20"x35.5"x28"
CU:15.1 WT:121.3
List Price: \$1305
Ships Assembled



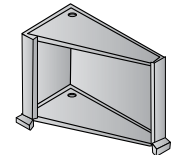
MEN66
BBF Ped-Credenza/Return
17"x23.5"x28"
CU:9.1 WT:83.8
List Price: \$985
Ships Assembled



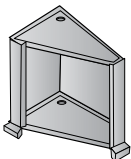
MEN67
False Ped-66" Desk
17"x29.5"x28"
CU:12.2 WT:52.5
List Price: \$605
Ships Assembled



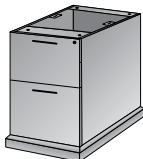
MEN70
Bridge Top/Mod Set
49.5"x24"x30"
CU:3.4 WT:70.5
List Price: \$955



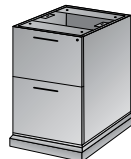
MEN71
False Ped-72"/"84" Desk
20"x35.5"x28"
CU:16.4 WT:60.6
List Price: \$730
Ships Assembled




MEN73
False Ped-Credenza
17"x23.5"x28"
CU:9.9 WT:45.2
List Price: \$510
Ships Assembled



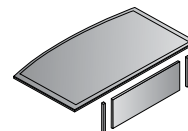
MEN74
FF Ped-72"/"84" Desk
20"x35.5"x28"
CU:15.1 WT:119.0
List Price: \$1405
Ships Assembled



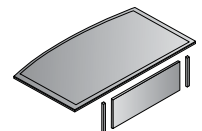
MEN75
FF Ped-Credenza/Return
17"x23.5"x28"
CU:9.1 WT:82.7
List Price: \$1025
Ships Assembled



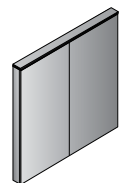
MEN84
Overhead-Glass Door
72"x16"x49"
CU:38.9 WT:238.1
List Price: \$3190
Ships Assembled



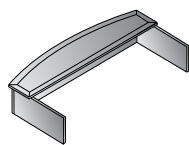
MEN89
72" Bow Desk Top/Mod Set
72"x42"x30"
CU:7.6 WT:132.3
List Price: \$1490



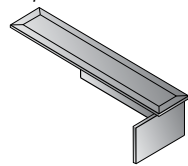
MEN90
84" Bow Desk Top/Mod Set
84"x44"x30"
CU:9.3 WT:138.9
List Price: \$2295



MEN100
Presentation Board
48"x6"x48"
CU:11.4 WT:126.8
List Price: \$2170
Ships Assembled



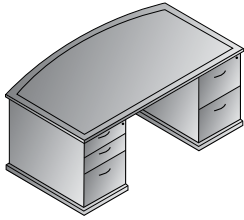
MEN127
Reception Unit MAIN
72"x35"x13"
(fits MEN01)
CU:3.8 WT:74.5
List Price: \$1240



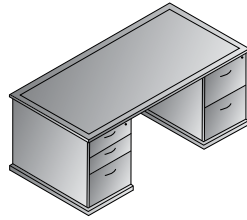
MEN128
Reception Unit RETURN
71.5"x24"x13"
(fits MEN45/MEN01)
CU:2.0 WT:49.4
List Price: \$795

Finish Key

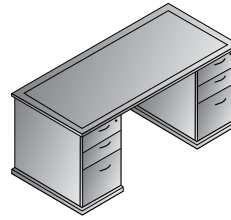
- MAH - Mahogany Finish
- MPL - Maple Finish
- CHY - Satin Cherry Finish



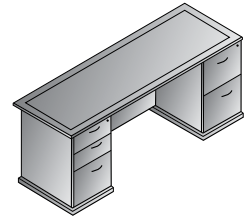
Bow Top Desk 72"x42"
MENTYP1
 37.8 cu. ft. 372.6 lbs.
 Consists of: MEN-89,65,74
\$4,200



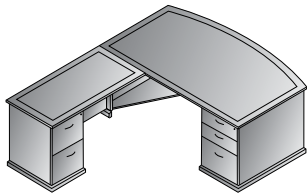
Double Pedestal Desk 72"x36"
MENTYP2
 36.8 cu. ft. 350.5 lbs.
 Consists of: MEN-01,65,74
\$4,200



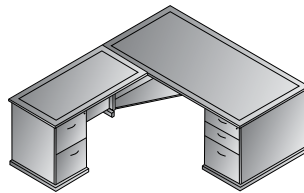
Double Pedestal Desk 66"x30"
MENTYP3
 27.6 cu. ft. 272.3 lbs.
 Consists of: MEN-02,63,63
\$3,660



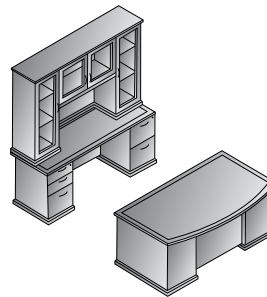
Kneespace Credenza 72"x24"
MENTYP5
 23 cu. ft. 252.5 lbs.
 Consists of: MEN-43,66,75
\$3,190



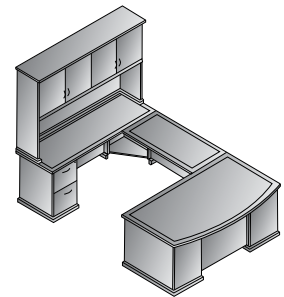
L Shape w/Bow Top Desk 72"x90"
MENTYP8
 51.5 cu. ft. 461.9 lbs.
 Consists of: MEN-89,65,71,45,75
\$5,280



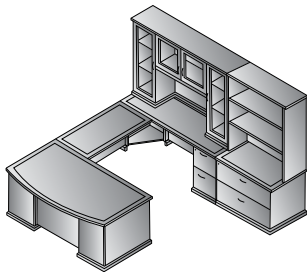
L Shape 72"x84"
MENTYP9
 50.5 cu. ft. 439.8 lbs.
 Consists of: MEN-01,65,71,45,75
\$5,280



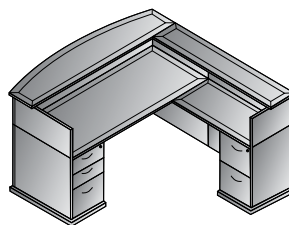
Executive Office
MENTYP11
 99.7 cu. ft. 863.2 lbs.
 Consists of: MEN-89,65,74,43, 66,75,84
\$10,580



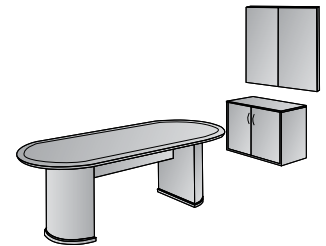
U Shape w/Hutch 72"x115"
MENTYP12
 105.1 cu. ft. 816.9 lbs.
 Consists of: MEN-89,65,71,70,
 43,73,75,44
\$9,810



U w/Hutch + Storage 108"x115"
MENTYP13
 129.6 cu. ft. 1,118 lbs.
 Consists of: MEN-89,65,71,70,
 43,73,75,84,12,55
\$13,350



Reception Station 72" x 90"
MENTYP19
 56.3 cu. ft. 563.7 lbs.
 Consists of: MEN-01,65,71,45,
 75,127,128
\$7,315



Conference Group 3-Pcs.
MENTYP20
 50.3 cu. ft. 465.3 lbs.
 Consists of: MEN-60,13,100
 MEN60 consists of: MEN-60T/S,
 MEN60/61/62B
\$6,965

Finish Key

- MAH** - Mahogany Finish
- MPL** - Maple Finish
- CHY** - Satin Cherry Finish

Casegoods IN STOCK

new

Espresso Finish now Available

Kenwood

OSP
furniture

Kenwood features fluted hardwood edge design and select hardwood veneers. Each is book-matched and assembled in traditional fashion to develop the natural grain character. Complementing this careful craftsmanship are a warm Light Cherry, Mahogany and new Espresso finishes. Durable finishes feature subtle sheen created through multiple-step processes to achieve a unique level of sophistication. New glass modesty panels and glass door hutch add modern styling.

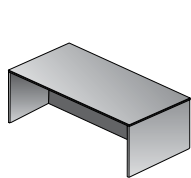


Finish Key

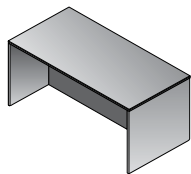
MAH - Mahogany Finish

LCH - Light Cherry

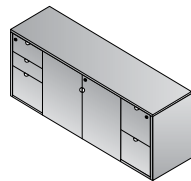
ESP - Espresso **new**



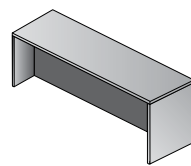
KEN01
Desk Shell
72"x36"x29"
CU:6.8 WT:176.4
List Price: **\$1695**



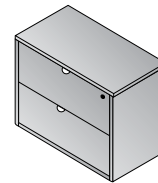
KEN02
Desk Shell
66"x30"x29"
CU:5.3 WT:136.7
List Price: **\$1430**



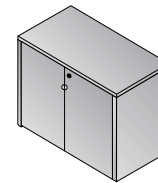
KEN10
Storage Credenza
72"x20"x29"
CU:26.8 WT:251.3
List Price: **\$2850**
Ships Assembled



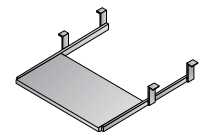
KEN11
Credenza Shell
66"x20"x29"
CU:4.7 WT:103.6
List Price: **\$1130**



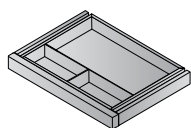
KEN12
Lateral File
37"x20"x29"
CU:14.1 WT:143.1
List Price: **\$1600**
Ships Assembled



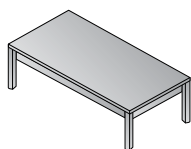
KEN13
Storage Cabinet
37"x20"x29"
CU:5.3 WT:110.2
List Price: **\$1400**



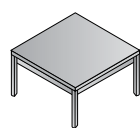
KEN14
Keyboard Tray
26"x12"
CU:0.6 WT:11.0
List Price: **\$125**



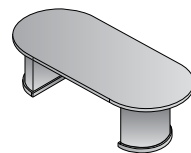
KEN15
Center Drawer
15"x20"
CU:0.7 WT:7.7
List Price: **\$100**



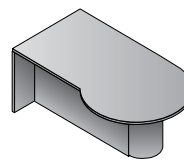
KEN19
Coffee Table
48"x24"x16"
CU:4.0 WT:61.7
List Price: **\$830**



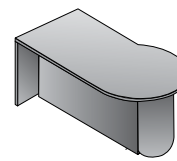
KEN20
End Table
24"x24"x20"
CU:2.1 WT:41.9
List Price: **\$575**



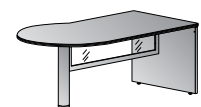
KEN35
Conference Table
72"x36"x30"
CU:13.9 WT:185
Consists of: KEN-35T,35B
List Price: **\$2020**



KEN41L
Left P-Top
72"x36"/42"x29"
CU:10.9 WT:154.3
Consists of: KEN-41L,41/47B
Not Available in Espresso
List Price: **\$1725**



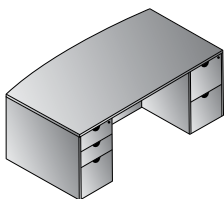
KEN41R
Right P-Top
72"x36"/42"x29"
CU:10.9 WT:154.3
Consists of: KEN-41R,41/47B
Not Available in Espresso
List Price: **\$1725**



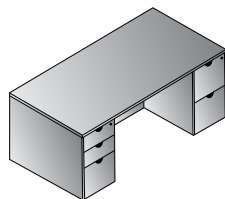
KEN41LGM
Left P-Top w/Glass
1/2 Modesty Panel
72"x36"/42"x29"
CU:9.5 WT:138.9
Consists of: KEN-41TLGM,41/47P-SLVR
Not Available in Espresso
List Price: **\$1840**

Casegoods IN STOCK / Espresso in CA only

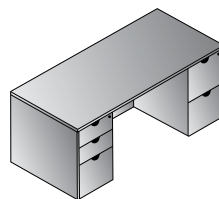
KEN41RGM Right P-Top w/Glass 1/2 Modesty Panel 72"x36"/42"x29" CU:9.5 WT:138.9 Consists of: KEN-41TRGM,41/47P-SLVR <i>Not Available in Espresso</i> List Price: \$1840	KEN43 Credenza Shell 72"x20"x29" CU:5.1 WT:119.0 List Price: \$1185	KEN44 Overhead Storage 72"x14"x42" CU:8.8 WT:165.4 Consists of: KEN-44H,4DW List Price: \$1815	KEN42 Overhead with Glass Doors 72" x 14" x 42" CU:8.8 WT:165.4 Consists of: KEN-44H,4DG List Price: \$1815	KEN45 Return Shell 48"x24"x29" CU:3.6 WT:79.4 List Price: \$860	KEN47 Bullet 72"x36"x29" CU:9.7 WT:149.9 <i>Not Available in Espresso</i> List Price: \$1580	KEN47GM Bullet Desk w/Glass 1/2 Modesty Panel 72"x36"x29" CU:8.7 WT:138.9 List Price: \$1695
KEN50 4 Door Credenza 72"x20"x29" CU:9.4 WT:200.6 List Price: \$2200	KEN51 Wardrobe/Storage 37.5"x20"x71" CU:10.9 WT:194 <i>Not Available in Espresso</i> List Price: \$3020	KEN52 Storage/Lateral File 37.5"x20"x71" CU:35.2 WT:147.7 <i>Not Available in Espresso</i> List Price: \$3845 <i>Ships Assembled</i>	KEN55 Bookcase/Open Hutch 36"x14"x42" CU:4.8 WT:103.6 List Price: \$1030	KEN56 5-Shelf Bookcase 36"x14"x71" CU:7.5 WT:165.3 List Price: \$1580	KEN58 Round Table 42" Dia.x30"H CU:11.2 WT:97 Consists of: KEN-58T,58B List Price: \$1340	KEN59 Round Table 48" Dia.x30"H CU:15.2 WT:106.9 Consists of: KEN-59T,59/63B List Price: \$1580
KEN60 Conference Table 96"x42"x30" CU:21.5 WT:201 Consists of: KEN-60T,S,60/61/62B List Price: \$2295	KEN61 Conference Table 120"x48"x30" CU:21.1 WT:271.1 Consists of: KEN-61T,61S,60/61/62B List Price: \$3230	KEN62 Conference Table 144"x48"x30" CU:23.1 WT:306.5 Consists of: KEN-62T,62S,60/61/62B List Price: \$3910	KEN63 Conference Table 168"x48"x30" CU:44 WT:387 Consists of: KEN-63T,59/63B(4 qty.) List Price: \$5145	KEN65 BFF Ped-Desk 24.25"x15.5"x27" CU:7.4 WT:72.8 List Price: \$830 <i>Ships Assembled</i>	KEN66 BFF Ped-Credenza/ Return 18.5"x15.5"x27" CU:5.7 WT:59.5 List Price: \$690 <i>Ships Assembled</i>	KEN68 Lateral File Ped 35"x18"x27" CU:12.2 WT:97 List Price: \$1450 <i>Ships Assembled</i>
KEN69 MultiFile Ped 32"x18"x27" CU:11.2 WT:93.7 List Price: \$1725 <i>Ships Assembled</i>	KEN70 Bridge Shell 48"x24"x29" CU:2.8 WT:66.1 List Price: \$690	KEN74 FF Ped-Desk 24.25"x15.5"x27" CU:7.4 WT:69.4 List Price: \$830 <i>Ships Assembled</i>	KEN75 FF Ped-Credenza/ Return 18.5"x15.5"x27" CU:5.7 WT:56.2 List Price: \$690 <i>Ships Assembled</i>	KEN82L Left Corner Credenza 72"x36"x29" CU:7.1 WT:145.5 <i>Not Available in Espresso</i> List Price: \$1610	KEN82R Right Corner Credenza 72"x36"x29" CU:7.1 WT:145.5 <i>Not Available in Espresso</i> List Price: \$1610	KEN87L Left Corner Bow Desk 72"x30"/48"x29" CU:9.3 WT:175.3 <i>Not Available in Espresso</i> List Price: \$1990
KEN87R Right Corner Bow Desk 72"x30"/48"x29" CU:9.3 WT:175.3 <i>Not Available in Espresso</i> List Price: \$1990	KEN89 Bow Desk Shell 72"x39"x29" CU:8.9 WT:191.8 List Price: \$1780	KEN92 Return Shell 36"x24"x29" CU:2.8 WT:77.2 <i>Not Available in Espresso</i> List Price: \$680	KEN93 Bridge 36"x24"x29" CU:2.3 WT:46.3 <i>Not Available in Espresso</i> List Price: \$540	KEN96 Return 42"x24"x29" CU:3.2 WT:72.8 List Price: \$750	KEN98 Bridge 42"x24"x29" CU:2.6 WT:55.1 List Price: \$595	KEN100 Presentation Board 48"x48"x4" CU:9.3 WT:110.2 List Price: \$1605 <i>Ships Assembled</i>
KEN122 Reception Desk 72"x30"x42" CU:9.6 WT:242.5 List Price: \$2410	KEN122GT Reception Desk with Glass Top 72"x30"x42" CU:10.6 WT:264.6 List Price: \$2650	KEN124 Counter (for return #125) 60"x12.5" CU:1.5 WT:23.8 List Price: \$350	KEN125 Reception Return 42"x20"x42" CU:4.0 WT:92.6 List Price: \$950	NAPT B-3 Tackboard for NAP42/44 SON44, KEN42/44 65"x17.5" Black Fabric CU:1.2 WT:15 List Price: \$180	Tackboard Custom Fabric NAPT B- (Specify Fabric) Grade A \$230 Grade B \$250 Grade C \$275 Grade R \$300	LK1-GC Lock Core with Keys \$15 List KC-GC Change Key \$8 List KM-GC Master Key \$8 List



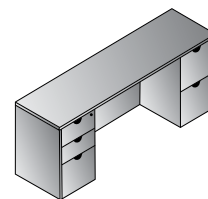
Bow Top Desk 72"x39"
KENTYP1
 23.7 cu. ft. 334 lbs.
 Consists of: KEN-89,65,74
\$3,440



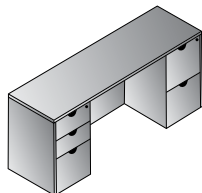
Double Pedestal Desk 72"x36"
KENTYP2
 21.6 cu. ft. 318.6 lbs.
 Consists of: KEN-01,65,74
\$3,355



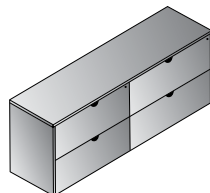
Double Pedestal Desk 66"x30"
KENTYP3
 20.1 cu. ft. 278.9 lbs.
 Consists of: KEN-02,65,74
\$3,090



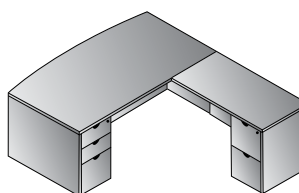
Kneespace Credenza 72"x20"
KENTYP5
 16.5 cu. ft. 234.7 lbs.
 Consists of: KEN-43,66,75
\$2,565



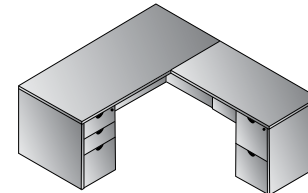
Kneespace Credenza 66"x20"
KENTYP6
 16.1 cu. ft. 219.3 lbs.
 Consists of: KEN-11,66,75
\$2,510



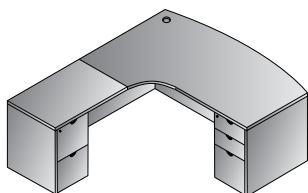
Double Lateral File Credenza 72"x20"
KENTYP7
 29.3 cu. ft. 313.0 lbs.
 Consists of: KEN-43,68,68
\$4,085



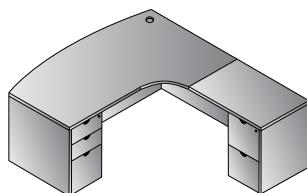
L Shape w/Bow Desk 72"x87"
KENTYP8
 25.6 cu. ft. 400.2 lbs.
 Consists of: KEN-89,65,45,75
\$4,160



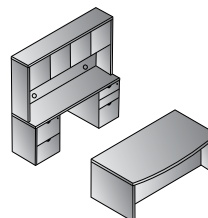
L Shape 66"x78"
KENTYP9
 22.0 cu. ft. 345.1 lbs.
 Consists of: KEN-02,65,45,75
\$3,810



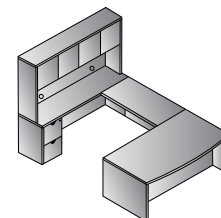
Left L Shape w/Curved Corner 72"x82"
KENTYP10L
 25.2 cu. ft. 381.5 lbs.
 Consists of: KEN-87L,65,92,75
Not Available in Espresso
\$4,190



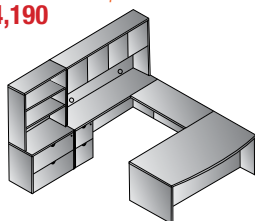
Right L Shape w/Curved Corner 72"x82"
KENTYP10R
 25.2 cu. ft. 381.5 lbs.
 Consists of: KEN-87R,65,92,75
Not Available in Espresso
\$4,190



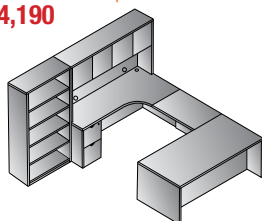
Executive Office KENTYP11
 49 cu. ft. 734.1 lbs.
 Consists of: KEN-89,65,74,43, 66,75,44
 KEN44 Consists of: KEN-44H,4DW
\$7,820



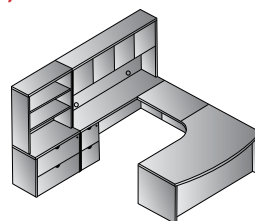
U Shape w/Hutch 72"x107"
KENTYP12
 38.7 cu. ft. 671.3 lbs.
 Consists of: KEN-89,65,70, 43,75,44
 KEN44 consists of: KEN-44H,4DW
\$6,990



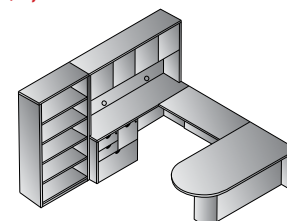
U w/Hutch + Storage 108"x107"
KENTYP13
 57.6 cu. ft. 918 lbs.
 Consists of: KEN-89,65,70,43,75,44,12,55
 KEN44 consists of: KEN-44H,4DW
\$9,620



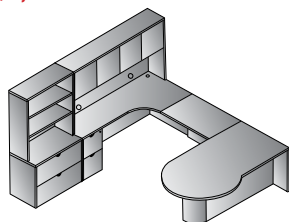
Left U + Bookcase 108"x108"
KENTYP14L
 46.5 cu. ft. 827.9 lbs.
 Consists of: KEN-01,65,93,82R,75,44,56
 KEN44 consists of: KEN-44H,4DW
\$8,760



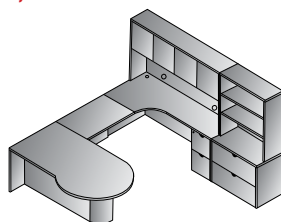
Left U w/Corner + Storage 108"x102"
KENTYP15L
 57.5 cu. ft. 881.7 lbs.
 Consists of: KEN-87L,65,93,43,75,44,12,55
 KEN44 consists of: KEN-44H,4DW
Not Available in Espresso
\$9,680



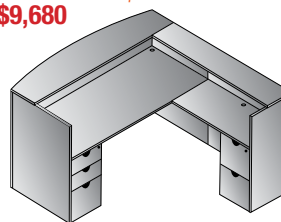
U w/Bullet + Bookcase 108"x104"
KENTYP16
 44.1 cu. ft. 748.4 lbs.
 Consists of: KEN-47,70,43,69,44,56
 KEN44 consists of: KEN-44H,4DW
 KEN47 consists of: KEN-47T,41/47B
Not Available in Espresso
\$8,575



Left U w/P-Top + Storage 108"x114"
KENTYP17L
 53.7 cu. ft. 814.4 lbs.
 Consists of: KEN-41R,93,82R, 75,44,12,55
 KEN44 consists of: KEN-44H,4DW
 KEN41R consists of: KEN-41TR,41/47B
Not Available in Espresso
\$9,010



Right U w/P-Top + Storage 108"x114"
KENTYP17R
 53.7 cu. ft. 814.4 lbs.
 Consists of: KEN-41L,93,82L, 75,44,12,55
 KEN44 consists of: KEN-44H,4DW
 KEN41L consists of: KEN-41TL,41/47B
Not Available in Espresso
\$9,010



Reception Station 72"x72"x43"H
KENTYP19
 28.2 cu. ft. 487.9 lbs.
 Consists of: KEN-122,65,125,75,124
\$5,230



Conference Group 3-Pcs KENTYP20
 35.6 cu. ft. 421 lbs.
 Consists of: KEN-60,13,100
 KEN60 consists of: KEN-60T/S,60/61/62B
\$5,300

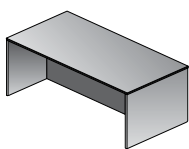
Our most extensive offering, Sonoma complements contemporary environments with soft radius edges, compound-curved corners and several curved components, such as P-Tops, half-cylinder table bases, round and racetrack tables. All conference tables feature 2" thick tops. Work surfaces and end panels are 1-1/8" thick. Edges and corners are solid hardwood carefully crafted to match select hardwood veneers, presented in Dark Cherry stain. Medium sheen finishes from multiple-step processes provide executive appearance and lasting durability.



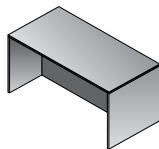
LK1-GC
Lock Core with Keys
\$15 List

KC-GC Change Key
\$8 List

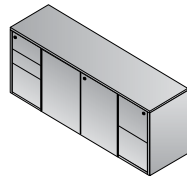
KM-GC Master Key
\$8 List



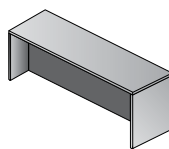
SON01
Desk Shell
72"x36"x29"
CU:7.2 WT:179.7
List Price: \$1695



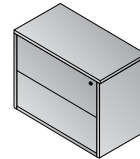
SON02
Desk Shell
66"x30"x29"
CU:5.6 WT:138.9
List Price: \$1430



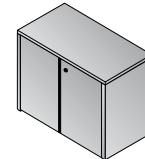
SON10
Storage Credenza
72"x20"x29"
CU:26.6 WT:252.4
List Price: \$2850
Ships Assembled



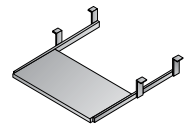
SON11
Credenza Shell
66"x20"x29"
CU:5.2 WT:105.8
List Price: \$1130



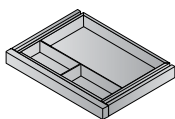
SON12
Lateral File
37"x20"x29"
CU:14.1 WT:145.5
List Price: \$1600
Ships Assembled



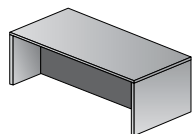
SON13
Storage Cabinet
37"x20"x29"
CU:4.9 WT:111.3
List Price: \$1400



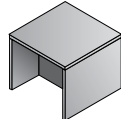
SON14
Keyboard Tray
26"x12"
CU:0.5 WT:11.0
List Price: \$125



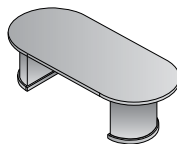
SON15
Center Drawer
20"x15"
CU:0.7 WT:7.7
List Price: \$100



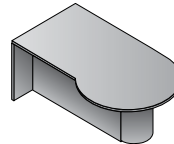
SON19
Coffee Table
48"x24"x16"
CU:3.3 WT:63.9
List Price: \$830



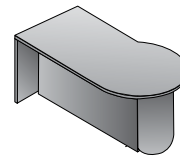
SON20
End Table
24"x24"x20"
CU:2.1 WT:44.1
List Price: \$575



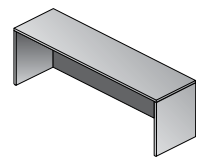
SON35
Conference Table
72"x36"x30"
CU:15.6 WT:210.1
*Consists of:
SON-35T,35B*
List Price: \$2020



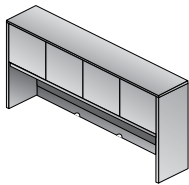
SON41L
Left P-Top
72"x36"/42"x29"
CU:11.5 WT:154.3
*Consists of:
SON-41L,41/47B*
List Price: \$1725



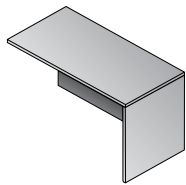
SON41R
Right P-Top
72"x36"/42"x29"
CU:11.5 WT:154.3
*Consists of:
SON-41R,41/47B*
List Price: \$1725



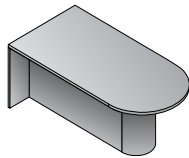
SON43
Credenza Shell
72"x20"x29"
CU:5.6 WT:121.3
List Price: \$1185



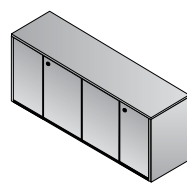
SON44
Overhead Storage
72"x14"x42"
CU:8.0 WT:164.2
List Price: \$1815



SON45
Return Shell
48"x24"x29"
CU:3.8 WT:81.6
List Price: \$860



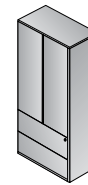
SON47
Bullet
72"x36"x29"
CU:10.3 WT:149.9
Consists of:
SON-47T,41/47B
List Price: \$1580



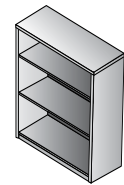
SON50
4 Door Credenza
72"x20"x29"
CU:8.6 WT:201.7
List Price: \$2200



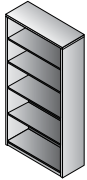
SON51
Wardrobe/Storage
37"x19"x70"
CU:10.3 WT:197.3
List Price: \$3020



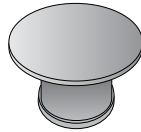
SON52
Storage/File
37"x19"x70"
CU:34.0 WT:152.1
List Price: \$3845
Ships Assembled



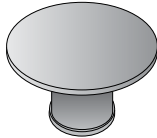
SON55
Bookcase/Open Hutch
36"x14"x42"
CU:4.6 WT:104.7
List Price: \$1030



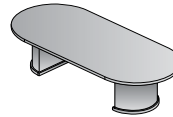
SON56
5-Shelf Bookcase
36"x14"x70"
CU:7.8 WT:167.6
List Price: \$1580



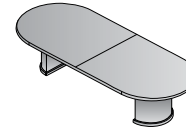
SON58
Round Table
42"Dia.x30"H
CU:13.3 WT:100.3
Consists of:
SON-58T,58B
List Price: \$1340



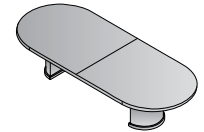
SON59
Round Table
48"Dia.x30"H
CU:17.8 WT:109.6
Consists of:
SON-59T,59/63B
List Price: \$1580



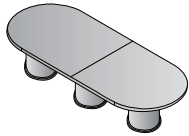
SON60
Conference Table
96"x42"x30"
CU:23.9 WT:205.5
Consists of:
SON-60T/S,60/61/62B
List Price: \$2295



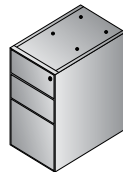
SON61
Conference Table
120"x48"x30"
CU:23.5 WT:275.6
Consists of: SON-61T,61S,61B,60/61/62B
List Price: \$3230



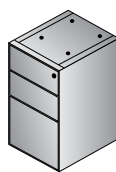
SON62
Conference Table
144"x48"x30"
CU:25.5 WT:310.9
Consists of:
SON-62T,62S,60/61/62B
List Price: \$3910



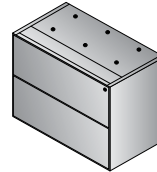
SON63
Conference Table
168"x48"x30"
CU:50.6 WT:394.8
Consists of:
SON-63T,59/63B (4 qty.)
List Price: \$5145



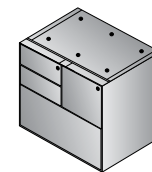
SON65
BBF Ped-Desk
15.5"x24"x27"
CU:7.1 WT:72.8
List Price: \$830
Ships Assembled



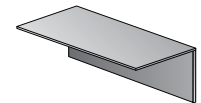
SON66
BBF Ped-Credenza/Return
15.5"x18"x27"
CU:5.5 WT:56.2
List Price: \$690
Ships Assembled



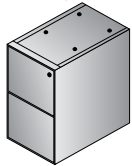
SON68
Lateral File Ped
35"x18"x27"
CU:11.6 WT:94.8
List Price: \$1450
Ships Assembled



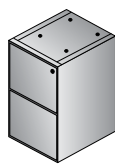
SON69
MultiFile Ped
32"x18"x27"
CU:10.7 WT:93.7
List Price: \$1725
Ships Assembled



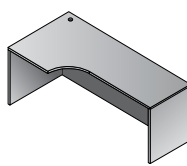
SON70
Bridge Shell
48"x24"x29"
CU:2.9 WT:66.1
List Price: \$690



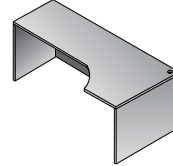
SON74
FF Ped-Desk
15.5"x24"x27"
CU:7.1 WT:69.4
List Price: \$830
Ships Assembled



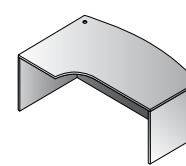
SON75
FF Ped-Credenza/Return
15.5"x18"x27"
CU:5.5 WT:56.2
List Price: \$690
Ships Assembled



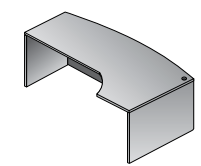
SON82L
Left Corner Credenza
72"x36"x29"
CU:7.2 WT:145.5
List Price: \$1610



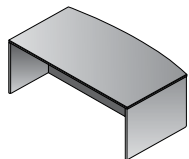
SON82R
Right Corner Credenza
72"x36"x29"
CU:7.2 WT:145.5
List Price: \$1610



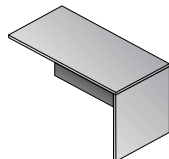
SON87L
Left Corner Bow Desk
72"x30"x48"x29"
CU:9.4 WT:175.3
List Price: \$1990



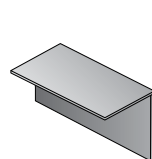
SON87R
Right Corner Bow Desk
72"x30"x48"x29"
CU:9.4 WT:175.3
List Price: \$1990



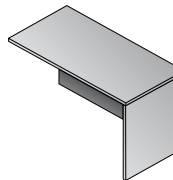
SON89
Bow Desk Shell
72"x39"x29"
CU:7.8 WT:194.0
List Price: \$1780



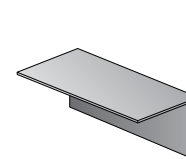
SON92
Return Shell
36"x24"x29"
CU:2.9 WT:79.4
List Price: \$680



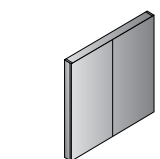
SON93
Bridge
36"x24"x29"
CU:2.4 WT:46.3
List Price: \$540



SON96
Return
42"x24"x29"
CU:3.2 WT:85.8
List Price: \$750



SON98
Bridge
42"x24"x29"
CU:2.5 WT:52.8
List Price: \$595



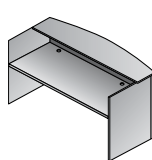
SON100
Presentation Board
48"x48"x4"
CU:8.5 WT:110.2
List Price: \$1605
Ships Assembled



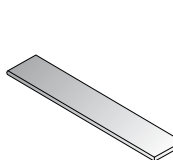
SON108
Three-Drawer Lateral File
37"x20"x42"
CU:20.4 WT:177.0
List Price: \$2675
Ships Assembled



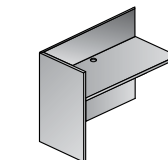
SON109
Four-Drawer Lateral File
37"x20"x56"
CU:26.7 WT:221.0
List Price: \$3365
Ships Assembled



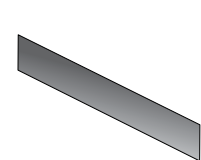
SON122
Reception Desk
72"x30"/36"x43"
CU:9.2 WT:242.5
List Price: \$2410



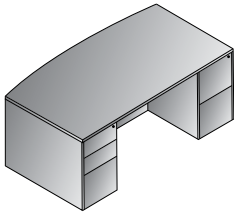
SON124
Counter (for return #125)
60"x12.5"
CU:1.1 WT:23.8
List Price: \$350



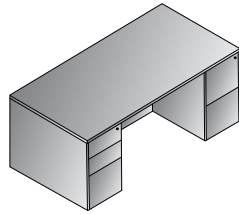
SON125
Reception Return
42"x20"x42"
CU:3.8 WT:92.6
List Price: \$950



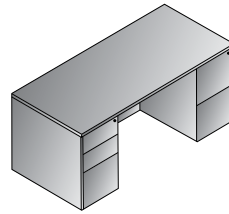
NAPT3
Tackboard for NAP42/44
SON44, KEN42/44
65"x17.5"
Black Fabric
CU:1.2 WT:10.2
List Price: \$180



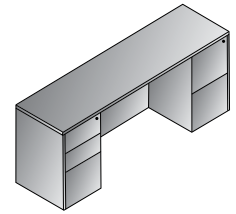
Bow Top Desk 72"x39"
SONTYP1
22 cu. ft. 336.2 lbs.
Consists of: SON-89,65,74
\$3,440



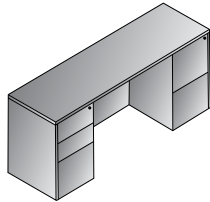
Double Pedestal Desk 72"x36"
SONTYP2
21.4 cu. ft. 321.9 lbs.
Consists of: SON-01,65,74
\$3,355



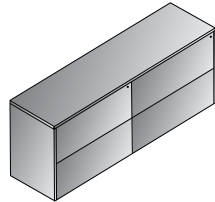
Double Pedestal Desk 66"x30"
SONTYP3
19.8 cu. ft. 281.1 lbs.
Consists of: SON-02,65,74
\$3,090



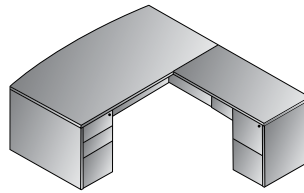
Kneespace Credenza 72"x20"
SONTYP5
16.6 cu. ft. 233.7 lbs.
Consists of: SON-43,66,75
\$2,565



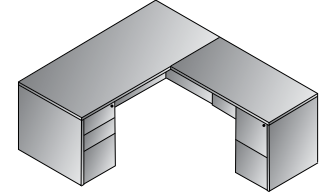
Kneespace Credenza 66x20
SONTYP6
16.2 cu. ft. 218.2 lbs.
Consists of: SON-11,66,75
\$2,510



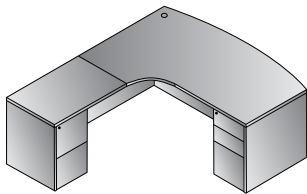
Double Lateral File Credenza 72"x20"
SONTYP7
28.8 cu. ft. 310.9 lbs.
Consists of: SON-43,68,68
\$4,085



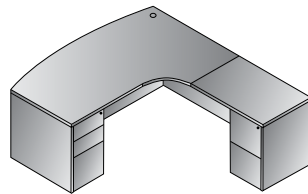
L Shape w/Bow Top Desk 72"x87"
SONTYP8
24.2 cu. ft. 404.6 lbs.
Consists of: SON-89,65,45,75
\$4,160



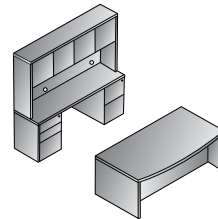
L Shape 66"x78"
SONTYP9
22 cu. ft. 349.5 lbs.
Consists of: SON-02,65,45,75
\$3,810



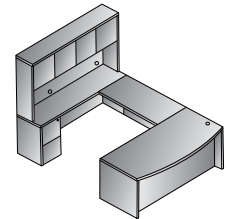
Left L Shape w/Curved Corner
72"x82"
SONTYP10L
24.9 cu. ft. 383.7 lbs.
Consists of: SON-87L,65,92,75
\$4,190



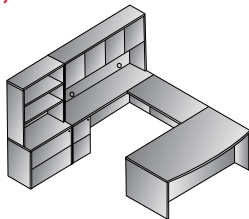
Right L Shape w/Curved Corner
72"x82"
SONTYP10R
24.9 cu. ft. 383.7 lbs.
Consists of: SON-87R,65,92,75
\$4,190



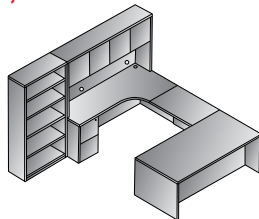
Executive Office
72"x82"
SONTYP11
46.6 cu. ft. 734.1 lbs.
Consists of: SON-89,65,74,43, 66,75,44
\$7,820



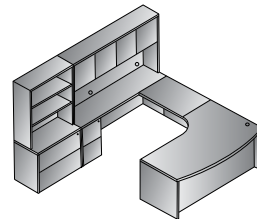
U Shape w/Hutch 72"x107"
SONTYP12
36.9 cu. ft. 674.6 lbs.
Consists of: SON-89,65,70, 43,75,44
\$6,990



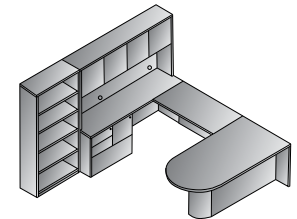
U w/Hutch + Storage 108"x107"
SONTYP13
55.6 cu. ft. 924.8 lbs.
Consists of: SON-89,65,70, 43,75,44,12,55
\$9,620



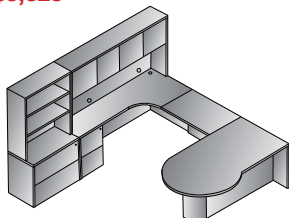
Left U Bookcase 108"x108"
SONTYP14L
45.2 cu. ft. 832.3 lbs.
Consists of: SON-01,65,93,82R, 75,44,56
\$8,760



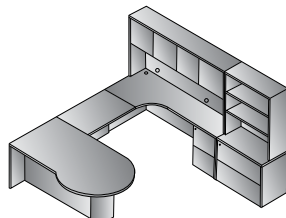
Left U w/Corner + Storage 108"x102"
SONTYP15L
56.7 cu. ft. 886.3 lbs.
Consists of: SON-87L,65,93, 43,75,44,12,55
\$9,680



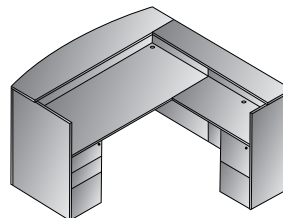
U w/Bullet + Bookcase 108"x104"
SONTYP16
45.3 cu. ft. 761.9 lbs.
Consists of: SON-47,70,43, 69,44,56
SON47 consists of: SON-47T,41/47B
\$8,575



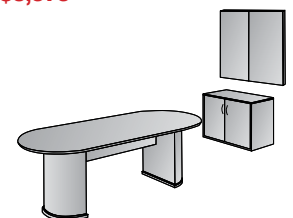
Left U w/P-Top + Storage 108"x114"
SONTYP17L
53.3 cu. ft. 816.7 lbs.
Consists of: SON-41R,93,82R, 75,44,12,55
SON41R consists of: SON-41TR,41/47B
\$9,010



Right U w/P-Top + Storage
108"x114"
SONTYP17R
53.3 cu. ft. 816.7 lbs.
Consists of: SON-41L,93,82L,75,44,12,55
SON41L consists of: SON-41TL,41/47B
\$9,010




Reception Station 72"x72"x43"H
SONTYP19
26.7 cu. ft. 487.9 lbs.
Consists of: SON-122,65,125, 75,124
\$5,230




Conference Group 3-Pcs.
SONTYP20
34.8 cu. ft. 427.3 lbs.
Consists of: SON-60,13,100
SON60 consists of: SON-60T/S,60/61/62B
\$5,300



Modular table components allow you to build tables as long as you want!




Rectangular Tops (Sold 1/Carton)
SON-103 3' Top 36W x 27D
 Wt: 48.4 Cu: 2.1 **List: \$590**
SON-104 4' Top 48W x 27D
 Wt: 66.0 Cu: 2.7 **List: \$865**
SON-105 5' Top 60W x 27D
 Wt: 81.4 Cu: 3.4 **List: \$1065**
SON-106 6' Top 72W x 27D
 Wt: 96.8 Cu: 4.0 **List: \$1305**



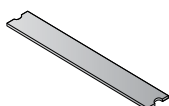
SON-116-2 Half-Round Table Ends
 (Set of 2) 63W x 31D
 Wt: 158.4 Cu: 7.1 **List: \$1785**



SON-102-2 Legs (Set of 2)
 Wt: 55.0 Cu: 2.1 **List: \$590**



COVER PANELS Black Faux Leather
CP1 Cover Panels for Half-Round Ends
 (Set of 2)
 Wt: 0.5 Cu: 0.05 **List: \$35**



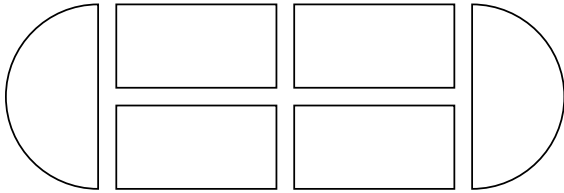
CP3 3' Wide Cover Panel Wt: 1.25 Cu: 0.2 **List: \$75**
CP4 4' Wide Cover Panel Wt: 1.5 Cu: 0.28 **List: \$115**
CP5 5' Wide Cover Panel Wt: 1.75 Cu: 0.35 **List: \$145**
CP6 6' Wide Cover Panel Wt: 2.0 Cu: 0.43 **List: \$175**



Includes built-in center cord-drop area shown without cover panels.
 Optional cover panels shown in photo at top of page.

- Choose from 4 widths of rectangular tops and configure to infinite number of sizes
- Requires half-round table ends (63"x31") at each end
- Requires one Leg for each top connection and for each table end
- Standard 63" wide with built-in center cord-drop
- Optional Cover Panels enclose the center area; feature black faux leather
- See Configuration Guide on page 66

Configuration Guide



15' Table

List Price: \$8,405

704 lb. 29.1 cu ft

Consists of:

(4) SON-105

5' Top 60W x 27D

(4) SON-102-2

Legs (Set of 2)

(1) SON-116-2

Half-Round Table Ends

(Set of 2) 63W x 31D

17' Table

List Price: \$9,365

765.6 lb. 31.5 cu ft

Consists of:

(4) SON-106

6' Top 72W x 27D

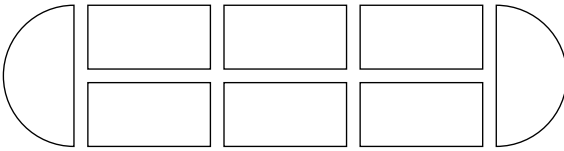
(4) SON-102-2

Legs (Set of 2)

(1) SON-116-2

Half-Round Table Ends

(Set of 2) 63W x 31D



16' Table

List Price: \$9,375

794.2 lb. 32.6 cu ft

Consists of:

(4) SON-104

4' Top 48W x 27D

(2) SON-103

3' Top 36W x 27D

(5) SON-102-2

Legs (Set of 2)

(1) SON-116-2

Half-Round Table Ends

(Set of 2) 63W x 31D

18' Table

List Price: \$10,325

860.2 lb. 35.2 cu ft

Consists of:

(4) SON-104

4' Top 48W x 27D

(2) SON-105

5' Top 60W x 27D

(5) SON-102-2

Legs (Set of 2)

(1) SON-116-2

Half-Round Table Ends

(Set of 2) 63W x 31D

19' Table

List Price: \$10,725

891 lb. 36.6 cu ft

Consists of:

(4) SON-105

5' Top 60W x 27D

(2) SON-104

4' Top 48W x 27D

(5) SON-102-2

Legs (Set of 2)

(1) SON-116-2

Half-Round Table Ends

(Set of 2) 63W x 31D

20' Table

List Price: \$11,125

921.8 lb. 38 cu ft

Consists of:

(6) SON-105

5' Top 60W x 27D

(5) SON-102-2

Legs (Set of 2)

(1) SON-116-2

Half-Round Table Ends

(Set of 2) 63W x 31D

21' Table

List Price: \$11,685

952.6 lb. 39 cu ft

Consists of:

(4) SON-106

6' Top 72W x 27D

(2) SON-104

4' Top 48W x 27D

(5) SON-102-2

Legs (Set of 2)

(1) SON-116-2

Half-Round Table Ends

(Set of 2) 63W x 31D

22' Table

List Price: \$12,085

983.4 lb. 40.4 cu ft

Consists of:

(4) SON-106

6' Top 72W x 27D

(2) SON-105

5' Top 60W x 27D

(5) SON-102-2

Legs (Set of 2)

(1) SON-116-2

Half-Round Table Ends

(Set of 2) 63W x 31D

23' Table

List Price: \$12,565

1014.2 lb. 41.6 cu ft

Consists of:

(6) SON-106

6' Top 72W x 27D

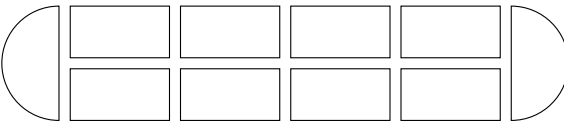
(5) SON-102-2

Legs (Set of 2)

(1) SON-116-2

Half-Round Table Ends

(Set of 2) 63W x 31D



25' Table

List Price: \$13,845

1139.6 lb. 46.9 cu ft

Consists of:

(8) SON-105

5' Top 60W x 27D

(6) SON-102-2

Legs (Set of 2)

(1) SON-116-2

Half-Round Table Ends

(Set of 2) 63W x 31D

27' Table

List Price: \$14,805

1201.2 lb. 49.3 cu ft

Consists of:

(4) SON-106

6' Top 72W x 27D

(4) SON-105

5' Top 60W x 27D

(6) SON-102-2

Legs (Set of 2)

(1) SON-116-2

Half-Round Table Ends

(Set of 2) 63W x 31D

29' Table

List Price: \$15,765

1262.8 lb. 51.7 cu ft

Consists of:

(8) SON-106

6' Top 72W x 27D

(6) SON-102-2

Legs (Set of 2)

(1) SON-116-2

Half-Round Table Ends

(Set of 2) 63W x 31D

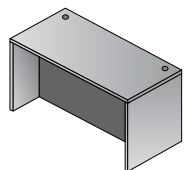
Modular laminate casegoods provide extensive selection, capability and value. Enter Napa in Cherry, Espresso, Mahogany and Maple wood grain laminates. Impact-resistant 3mm PVC edges feature wood grain design and tri-groove design detail. From executive and management offices to task environments and high-density areas, Napa excels for today's businesses. Napa complies with ANSI/BIFMA standards.

Napa Grey offering shown on pages 73-74.

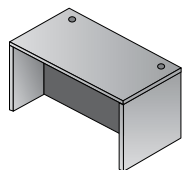


Finish Key

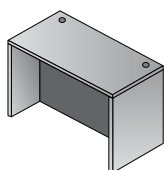
CHY - Cherry
ESP - Espresso
MAH - Mahogany
MPL - Maple



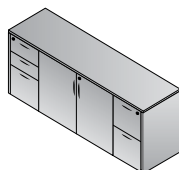
NAP01
Desk Shell
70.5"x36.5"x29"
CU:6.4 WT:162.0
List Price: **\$575**



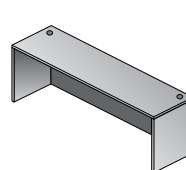
NAP02
Desk Shell
66"x30"x29"
CU:5.1 WT:135.6
List Price: **\$475**



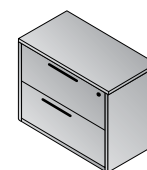
NAP03
Desk Shell
60"x30"x29"
CU:4.6 WT:127.9
List Price: **\$450**



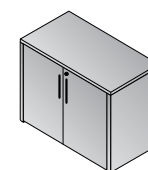
NAP10
Storage Credenza
72"x22"x29"
CU:30.6 WT:220.0
List Price: **\$1925**
Ships Assembled




NAP11
Credenza Shell
66"x24"x29"
CU:4.6 WT:116.6
List Price: **\$395**



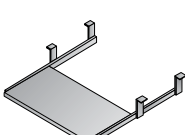
NAP12
Lateral File
36"x22"x29"
CU:15.5 WT:149.9
List Price: **\$805**
Ships Assembled



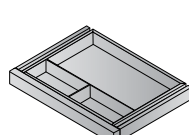
NAP13
Storage Cabinet
36"x22"x29"
CU:5.5 WT:117.9
List Price: **\$520**



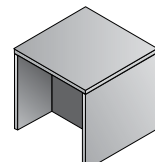
NAPT1213
Combo Top
71"x22.5"
CU:0.9 WT:48.5
List Price: **\$225**



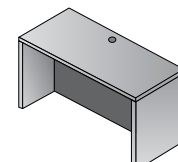
NAP14
Keyboard Tray
26"x12"
CU:0.6 WT:13.2
List Price: **\$85**




NAP15
Center Drawer
20"x15"
CU:0.8 WT:8.8
List Price: **\$85**




NAP20
End Table
24"x24"x20"
CU:2.0 WT:49.6
List Price: **\$295**



NAP21
Desk Shell
48"x30"x29"
CU:4.8 WT:110.2
List Price: **\$440**



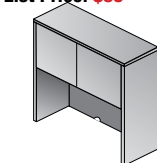
NAP23
Round Table
47"Dia.x29"H
CU:6.8 WT:109.1
List Price: **\$645**



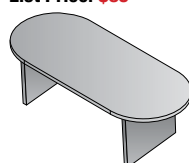
NAP27
Round Table
42"Dia.x29"H
CU:5.4 WT:94.8
List Price: **\$555**



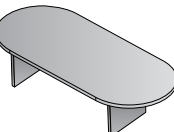
NAP33
36" Round Table
Black Metal Base
36"Dia.x29"H
CU:3.1 WT:58.4
Consists of:
NAP-33T,33B
List Price: **\$450**



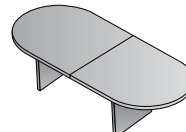
NAP34
Hutch with Doors
48"x15"x36"
CU:4.2 WT:101.4
List Price: **\$500**



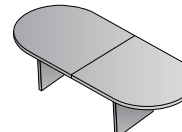
NAP35
Conference Table
71"x35"x29"
CU:6.7 WT:138.9
List Price: **\$645**



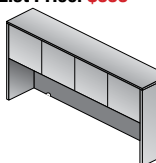
NAP36
Conference Table
95"x44"x29"
CU:10.8 WT:189.6
List Price: **\$835**



NAP37
Conference Table
120"x48"x29"
CU:11.3 WT:246.9
Consists of:
NAP-37T,37S
List Price: **\$1145**



NAP38
Conference Table
144"x48"x29"
CU: 14.2 WT: 321.2
Consists of:
NAP-38T,38S
List Price: **\$1815**




NAP39
Overhead Storage
66"x15"x36"
CU:5.7 WT:132.0
List Price: **\$575**

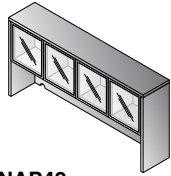
Casegoods IN STOCK

All New Items available March/April 2014.

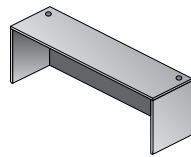
All Napa items have achieved GREENGUARD Certification



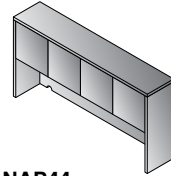
NAP41
Overhead with Wood/
Glass Doors
71"x15"x36"
CU:4.7 WT:121
Consists of:
NAP-44H,4DC
List Price: \$710



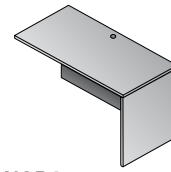
NAP42
Overhead with Glass
Doors
71"x15"x36"
CU:6.4 WT:135.3
Consists of:
NAP-44H,4DG
List Price: \$725



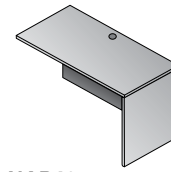
NAP43
Credenza Shell
71"x24"x29"
CU:5.1 WT:122.4
List Price: \$425



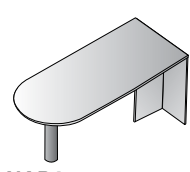
NAP44
Overhead Storage
71"x15"x36"
CU:6.0 WT:185.0
Consists of:
NAP-44H,4DW
List Price: \$660



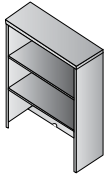
NAP45
Return Shell
47"x23.5"x29"
CU:3.8 WT:90.4
List Price: \$375



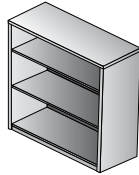
NAP46
Return Shell
42"x20"x29"
CU:3.4 WT:88.2
List Price: \$315
***Use with NAP76 Ped*



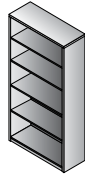
NAP47
Bullet
71"x36"x29"
CU:6.6 WT:116.8
Consists of:
NAP-47T,47PBLK
List Price: \$585



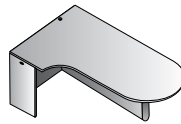
NAP53
Open Hutch
36"x14"x36"
CU:3.9 WT:81.6
List Price: \$350



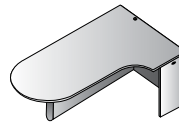
NAP55
3-Shelf Bookcase
36"x14"x42"
CU:4.4 WT:98.1
List Price: \$425



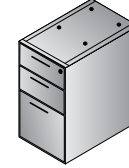
NAP56
5-Shelf Bookcase
36"x14"x65"
CU:6.8 WT:149.9
List Price: \$585



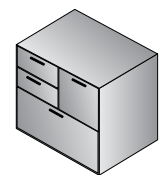
NAP57L
Left Computer Corner
Bullet
71"x30"/42"x29"
CU:8.2 WT:145.5
Consists of:
NAP57TL,57PBLK
List Price: \$740



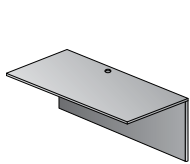
NAP57R
Right Computer
Corner Bullet
71"x30"/42"x29"
CU:8.2 WT:145.5
Consists of:
NAP57TR,57PBLK
List Price: \$740



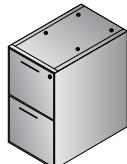
NAP65
BBF Ped-Desk
15.5"x22"x28"
CU:7.0 WT:78.3
List Price: \$555
Ships Assembled



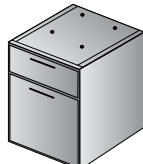
NAP69
MultiFile Ped
31"x23"x29"
CU:13.6 WT:154.3
List Price: \$1040
Ships Assembled



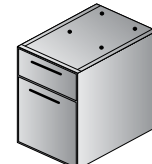
NAP70
Bridge
47"x23.5"x29"
CU:2.8 WT:70.5
List Price: \$295



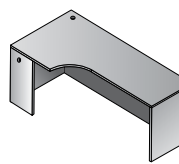
NAP74
FF Ped-Desk
15.5"x22"x28"
CU:7.0 WT:73.9
List Price: \$525
Ships Assembled



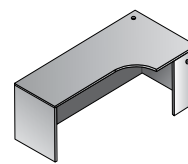
NAP76
Hanging Ped-20" Return
15.5"x18.5"x21"
CU:4.5 WT:50.7
List Price: \$425
*Ships Assembled
Use with NAP46*



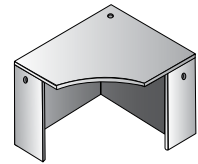
NAP80
Hanging Ped-Desk
15.5"x22"x21"
CU:5.3 WT:60.6
List Price: \$425
Ships Assembled



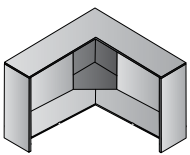
NAP82L
Left Corner Credenza
71"x36"x29"
CU:6.4 WT:148.8
List Price: \$615



NAP82R
Right Corner
Credenza
71"x36"x29"
CU:6.4 WT:148.8
List Price: \$615



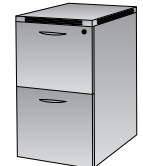
NAP83
Corner Unit
42"x42"x29"
CU:5.0 WT:125.7
List Price: \$465



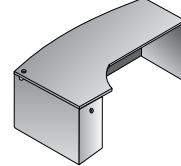
NAP84**
Corner Hutch
42"x42"x36"
CU:7.1 WT:142.2
List Price: \$680
*Not Available in Espresso
or Maple*



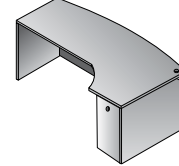
NAP85
Mobile BBF Ped
14"x22"x27H"
CU:7.0 WT:73.9
List Price: \$735
Ships Assembled




NAP86
Mobil FF Ped
14"x22"x27H"
CU:7.0 WT:73.9
List Price: \$735
Ships Assembled



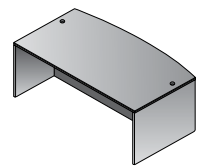
NAP87L
Left Corner Desk
71"x30"/48"x29"
CU:8.4 WT:184.1
List Price: \$760



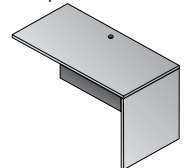
NAP87R
Right Corner Desk
71"x30"/48"x29"
CU:8.4 WT:184.1
List Price: \$760



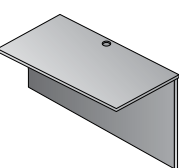
NAP88
Glass Modesty Panel
Fits NAP89 & NAP01
69"x28"x1"
CU:2.1 WT:56.2
List Price: \$290



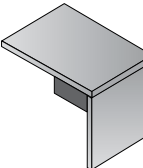
NAP89
Bow Desk Shell
71"x41"x29"
CU:7.3 WT:173.1
List Price: \$665



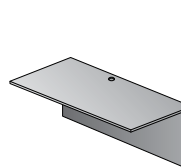
NAP92
Return Shell
35"x23.5"x29"
CU:2.9 WT:73.9
List Price: \$295



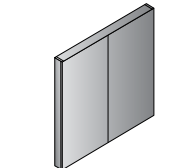
NAP93
Bridge
35"x23.5"x29"
CU:2.2 WT:56.2
List Price: \$240



NAP96
Return Shell
42"x23.5"x29"
CU:3.2 WT:81.0
List Price: \$340



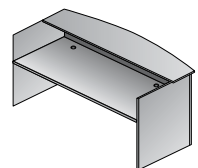
NAP98
Bridge
42"x23.5"x29"
CU:2.5 WT:63
List Price: \$275



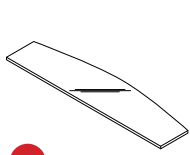
NAP100
Presentation Board
48"x48"
CU:8.5 WT:101.4
List Price: \$685
Ships Assembled



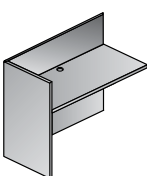
NAP109
Four-Drawer
Lateral File
36"x28"x56"
CU:28.5 WT:235
List Price: \$1855
Ships Assembled



NAP122
Reception Desk Shell
71"x30"/36"x42"
CU:8.3 WT:207.2
List Price: \$795



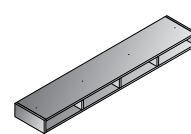
NAP123
Glass Floating Top
Fits NAP122
71"x17.5"x0.5"
CU:2.1 WT:79.4
List Price: \$340



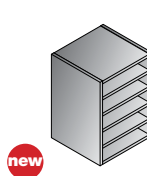
NAP125
Reception Return
Shell
42"x24"x41"
CU:4.1 WT:100.3
List Price: \$400



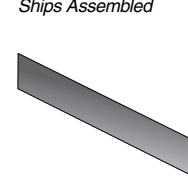
NAP152
Storage Cabinet
22.5"x24"x65"
CU:23.5 WT:186.6
List Price: \$1425
Ships Assembled



NAP-HO-BLK
Horizontal Organizer,
Black
Fits NAP41, 42 & 44
68.7"x13"x5"
CU:3.3 WT:38.6
List Price: \$225



NAP-VO-BLK
Vertical Organizer,
Black
12.5"x12.5"x18.5"
CU:0.8 WT:26.5
List Price: \$140



NAPT B-3
Tackboard for NAP42/44
SON44, KEN42/44
65"x17.5"
Black Fabric
CU:1.2 WT:15
List Price: \$180

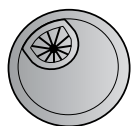


Tackboard
Custom Fabric
NAPT B
(Specify Fabric)
Grade A \$230
Grade B \$250
Grade C \$275
Grade R \$300

All New Items available March/April 2014.

All Napa items have achieved GREENGUARD Certification

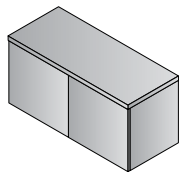
Casegoods IN STOCK



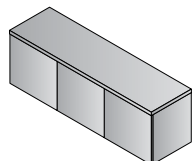
NAP-GM
Metallic Grommets
(5-Pack)
2.5"x2.5"x6"
CU:0.02 WT:0.05
List Price: \$90



NAP-PM
Metallic Drawer Pulls
(10-Pack)
2"x1"x4"
CU:0.005 WT:0.01
List Price: \$90



NAPWM36
Wall-Mount Overhead
36"x15"x17"
CU:6.7 WT:55
List Price: \$395
Ships Assembled



NAPWM48
Wall-Mount Overhead
48"x15"x17"
CU:8.8 WT:70.4
List Price: \$500
Ships Assembled

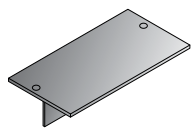


LK1-GC
Lock Core with Keys
\$15 List
KC-GC Change Key
\$8 List
KM-GC Master Key
\$8 List

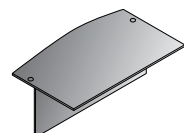
Finish Key
CHY - Cherry
ESP - Espresso
MAH - Mahogany
MPL - Maple

new Step Front Style

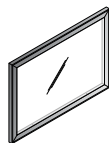
Available March/April 2014



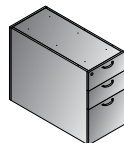
NAP201
Desk Top/Modesty Set
71"x36"x29"
CU:3.6 WT:90.4
List Price: \$400



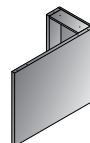
NAP289
Bow Top/Modesty Set
72"x40"x29"
CU:4.2 WT:94.8
List Price: \$450



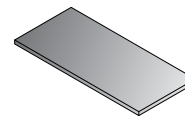
NAP200
Glass Modesty Panel
for NAP201 & 289 Desk
40"x28"x1"
CU:1.2 WT:35.3
List Price: \$220



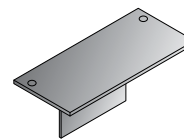
NAP265
36" Deep Desk Pedestal
Box/Box/File
15.5"x35.3"x28"
CU:10.2 WT:90.4
List Price: \$710
Ships Assembled



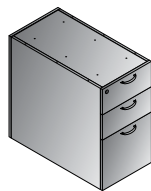
NAP271
36" Deep
False Pedestal
15.5"x35.3"x28"
CU:4.6 WT:39.7
List Price: \$290



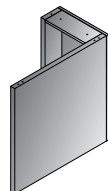
NAP265
Top for NAP265
Pedestal (2-Pack)
15.6"x35.4"x1.1"
CU:1.1 WT:17.6
List Price: \$165



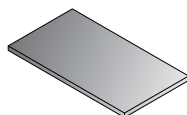
NAP202
Desk Top/Modesty Set
66"x30"x29"
CU:2.8 WT:72.8
List Price: \$350



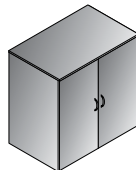
NAP263
30" Deep Pedestal
Box/Box/File
15.5"x29.8"x28"
CU:8.7 WT:86
List Price: \$660
Ships Assembled



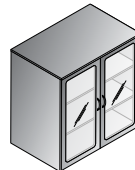
NAP267
30" Deep
False Pedestal
15.5"x29.8"x28"
CU:3.9 WT:35.3
List Price: \$265



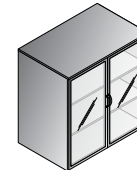
NAPT263
Top for NAP263
Pedestal (2-Pack)
15.6"x30"x1.1"
CU:0.9 WT:15.4
List Price: \$145



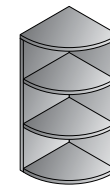
NAP212DW
37" H Storage Cabinet
w/Wood Doors
36"x22"x37"
CU:5.5 WT:154.3
Consists of:
NAP-212H,2DW
List Price: \$775
Use Freestanding
or with NAP12



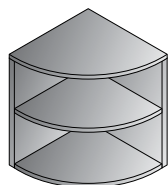
NAP212DC
37" H Storage Cabinet
w/Glass/Wood Doors
36"x22"x37"
CU:5.7 WT:155.4
Consists of:
NAP-212H,2DC
List Price: \$825
Use Freestanding
or with NAP12



NAP212DG
37" H Storage Cabinet
w/Glass/Alum. Doors
36"x22"x37"
CU:5.7 WT:155.4
Consists of:
NAP-212H,2DG
List Price: \$875
Use Freestanding
or with NAP12



NAP253
36" H Quarter-Round
Open Hutch 15Wx15D
15"x15"x36"
CU:1.7 WT:41.9
List Price: \$275



NAP254
29" H Quarter-Round
Bookcase 24Wx24D
24"x24"x29"
CU:2.5 WT:61.7
List Price: \$350

3 Door Styles Available

Napa 71" hutches and the NAP212 storage cabinets are now available with 3 different door styles for a variety of office appearances. Wood frame with glass doors are new for 2014. Aluminum frame with glass matches with optional NAP88 glass modesty panels or choose all-wood style.



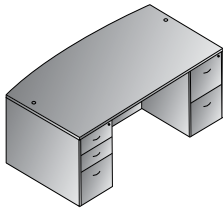
Wood



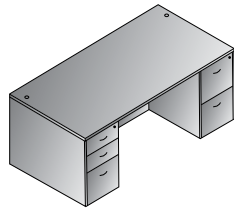
Glass/Wood



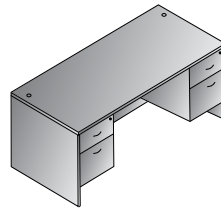
Glass/Aluminum



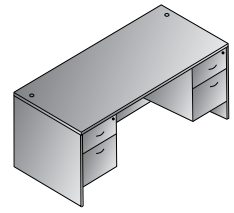
Bow Top Desk 71"x41"
NAPTYP1
 21.3 cu. ft. 325.3 lbs.
 Consists of: NAP-89,65,74
\$1,745



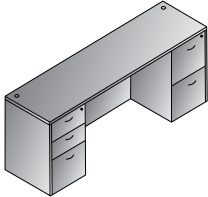
Double Pedestal Desk 71"x35"
NAPTYP2
 20.4 cu. ft. 314.2 lbs.
 Consists of: NAP-01,65,74
\$1,655



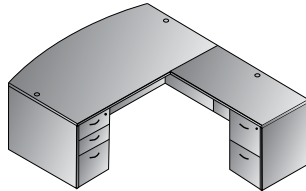
Double Pedestal Desk 66"x30"
NAPTYP3
 15.7 cu. ft. 256.8 lbs.
 Consists of: NAP-02,80,80
\$1,325



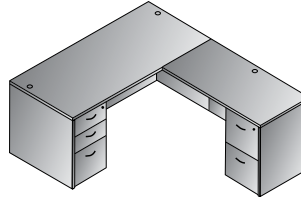
Double Pedestal Desk 60"x30"
NAPTYP4
 15.2 cu. ft. 249.1 lbs.
 Consists of: NAP-03,80,80
\$1,300



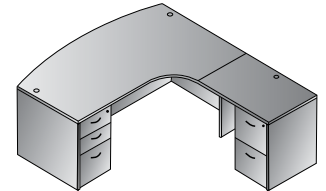
Kneespace Credenza 72"x24"
NAPTYP5
 19.1 cu. ft. 274.6 lbs.
 Consists of: NAP-43,65,74
\$1,505



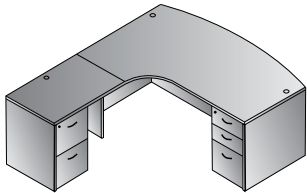
L Shape w/Bow Top Desk 71"x89"
NAPTYP8
 25.1 cu. ft. 415.7 lbs.
 Consists of: NAP-89,65,45,74
\$2,120



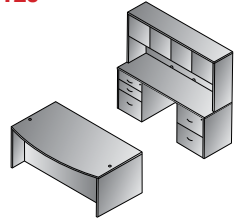
L Shape 66"x78"
NAPTYP9
 22.9 cu. ft. 378.2 lbs.
 Consists of: NAP-02,65,45,74
\$1,930



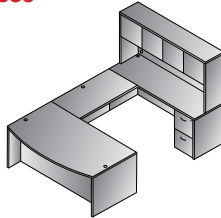
Right L Shape w/Curved Corner 71"x83"
NAPTYP10R
 25.3 cu. ft. 410.2 lbs.
 Consists of: NAP-87R,65,92,74
\$2,135



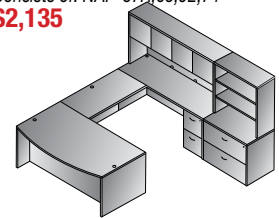
Left L Shape w/Curved Corner 71"x83"
NAPTYP10L
 25.3 cu. ft. 410.2 lbs.
 Consists of: NAP-87L,65,92,74
\$2,135



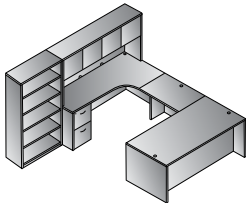
Executive Office
NAPTYP11
 47.3 cu. ft. 739.9 lbs.
 Consists of: NAP-89,65,74,43, 65,74,44
 NAP44 consists of: NAP-44H,4DW
\$3,920



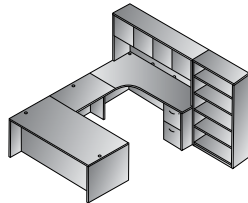
U Shape w/Hutch 71"x113"
NAPTYP12
 36.1 cu. ft. 658.2 lbs.
 Consists of: NAP-89,65,70,43, 74,44
 NAP44 consists of: NAP-44H,4DW
\$3,135



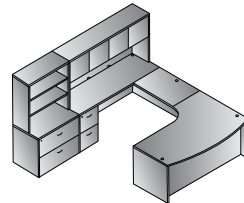
U Shape w/Hutch + Storage 108"x113"
NAPTYP13
 55.5 cu. ft. 889.7 lbs.
 Consists of: NAP-89,65,70,43,74,44,12,53
 NAP44 consists of: NAP-44H,4DW
\$4,290



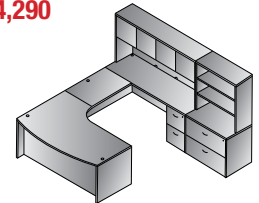
Left U + Bookcase 107"x107"
NAPTYP14L
 42.7 cu. ft. 809.1 lbs.
 Consists of: NAP-01,65,93, 82R,74,44,56
 NAP44 consists of: NAP-44H,4DW
\$3,765



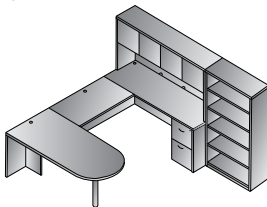
Right U + Bookcase 107"x107"
NAPTYP14R
 42.7 cu. ft. 809.1 lbs.
 Consists of: NAP-01,65,93, 82L,74,44,56
 NAP44 consists of: NAP-44H,4DW
\$3,765



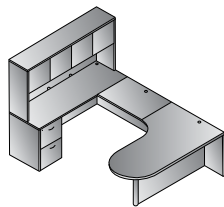
Left U w/Corner + Storage 107"x107"
NAPTYP15L
 56.0 cu. ft. 886.4 lbs.
 Consists of: NAP-87L,65,93,43,74,44,12,53
 NAP44 consists of: NAP-44H,4DW
\$4,330



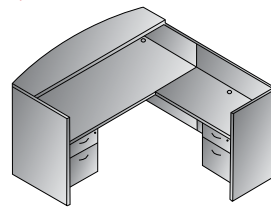
Right U w/Corner + Storage 107"x107"
NAPTYP15R
 56.0 cu. ft. 886.4 lbs.
 Consists of: NAP-87R,65,93,43, 74,44,12,53
 NAP44 consists of: NAP-44H,4DW
\$4,330



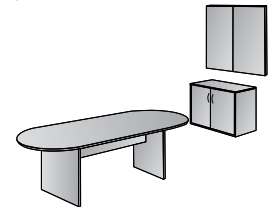
U w/Bullet + Bookcase 107"x108"
NAPTYP16
 35.2 cu. ft. 673.5 lbs.
 Consists of: NAP-47,70,43, 74,44,56
 NAP44 consists of: NAP-44H,4DW
 NAP47 consists of: NAP-47T,47PBLK
\$3,085



U w/Left Corner Bullet 71"x101"
NAPTYP18L
 29.4 cu. ft. 538 lbs.
 Consists of: NAP-57L,93,43,74,44
 NAP44 consists of: NAP-44H,4DW
 NAP57L consists of: NAP-57TL,57PBLK
\$2,600



Reception Station 71"x71"x42"H
NAPTYP19
 22.2 cu. ft. 418.8 lbs.
 Consists of: NAP-122,80,125,76
\$2,045



Conference Group 3-Pcs.
NAPTYP20
 24.8 cu. ft. 408.9 lbs.
 Consists of: NAP-36,13,100
\$2,040

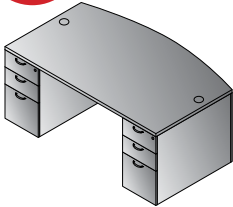
Casegoods IN STOCK

All Napa items have achieved GREENGUARD Certification

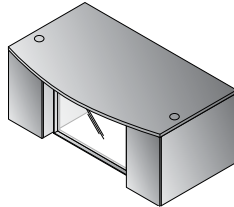
new

Available March/April 2014

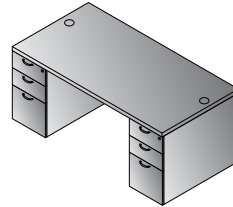
Napa Step Front Typicals



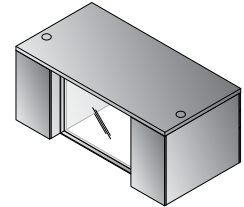
Bow Top Desk 71"x40"
NAPTYP201
24.6 cu. ft. 275.6 lbs.
Consists of: NAP-289,265 (2qty.)
\$1,870



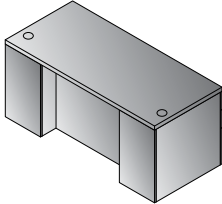
Bow Top Desk w/Glass Modesty Panel 71"x40"
NAPTYP201G
25.8 cu. ft. 310.9 lbs.
Consists of: NAP-289,200,265 (2qty.)
\$2,090



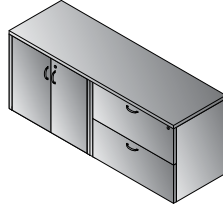
Double Pedestal Desk 71"x36"
NAPTYP202
24 cu. ft. 271.2 lbs.
Consists of: NAP-201,265 (2qty.)
\$1,820



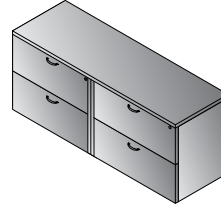
Double Pedestal Desk w/Glass Modesty Panel 71"x36"
NAPTYP202G
25.3 cu. ft. 306.4 lbs.
Consists of: NAP-201,200,265 (2qty.)
\$2,040



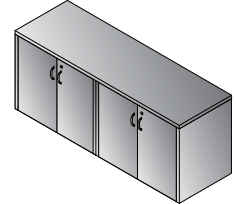
Double Pedestal Desk 66"x30"
NAPTYP203
20.3 cu. ft. 244.7 lbs.
Consists of: NAP-202,263 (2qty.)
\$1,670



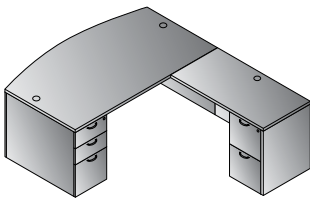
Combo Credenza 71"x23"
NAPTYP205
21.5 cu. ft. 304.2 lbs.
Consists of: NAP-T1213,12,13
\$1,550



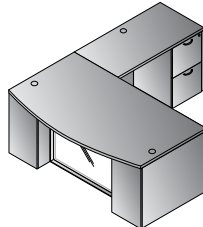
Double Lateral File Credenza 71"x23"
NAPTYP206
32 cu. ft. 332.9 lbs.
Consists of: NAP-T1213,12 (2qty.)
\$1,835



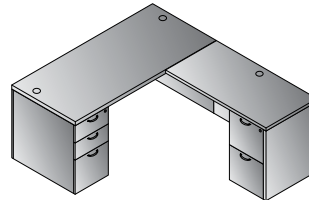
4-Door Storage Credenza 71"x23"
NAPTYP207
10.9 cu. ft. 275.6 lbs.
Consists of: NAP-T1213,13 (2qty.)
\$1,265



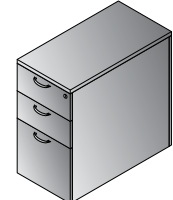
L-Shape w/Bow Top Desk 71"x88"
NAPTYP208
29.7 cu. ft. 380.3 lbs.
Consists of: NAP-289,265,271,45,74
\$2,350



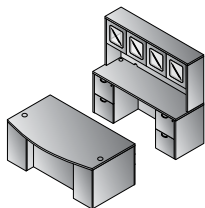
L-Shape w/Bow Top Desk and Glass Modesty Panel 71"x88"
NAPTYP208G
30.9 cu. ft. 415.6 lbs.
Consists of: NAP-289,200,265,271,45,74
\$2,570



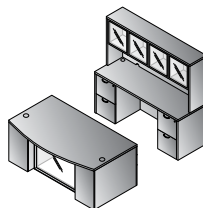
L-Shape 66"x78"
NAPTYP209
26.2 cu. ft. 349.4 lbs.
Consists of: NAP-202,263,267,45,74
\$2,175



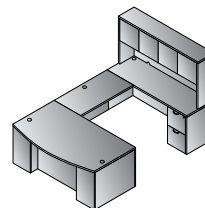
30"D Freestanding Pedestal
NAPTYP263
9.6 cu. ft. 101.4 lbs.
Consists of: NAP-263,T263
\$805



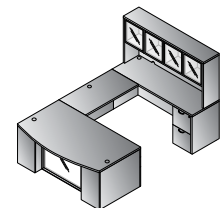
Executive Office
NAPTYP211
49.5 cu. ft. 663.6 lbs.
Consists of: NAP-289,265 (2qty.)
43,74, (2qty.),41
NAP41 consists of: NAP-44H,4DC
\$4,065



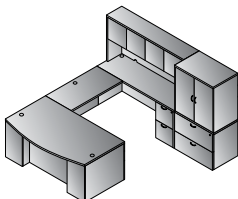
Executive Office w/Glass Modesty Panel
NAPTYP211G
51 cu. ft. 693.4 lbs.
Consists of: NAP-289,200,265 (2qty.)
43,74, (2qty.),42
NAP42 consists of: NAP-44H,4DG
\$4,300



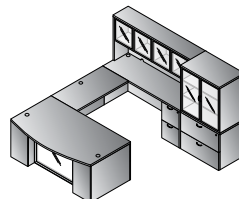
U-Shape with Hutch 71"x112"
NAPTYP212
40 cu. ft. 610.7 lbs.
Consists of: NAP-289,265,271
70,43,74,44
NAP44 consists of: NAP-44H,4DW
\$3,365



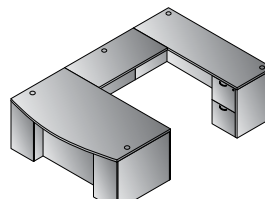
U-Shape w/Hutch & Glass Modesty Panel 71"x112"
NAPTYP212G
41.5 cu. ft. 640.4 lbs.
Consists of: NAP-289,200,265,271,
70,43,74,42
NAP42 consists of: NAP44H,4DG
\$3,650



U-Shape w/Hutch + File Storage 107"x112"
NAPTYP213
61 cu. ft. 907.2 lbs.
Consists of: NAP-289,265,271,70,43,
74,44,12,212DW
NAP44 consists of: NAP-44H,4DW
NAP212DW consists of: NAP-212H,2DW
\$4,945



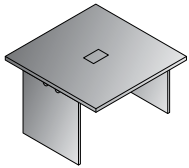
U-Shape w/Hutch + File Storage & Glass Modesty Panel 107"x112"
NAPTYP213G
62.7 cu. ft. 938.1 lbs.
Consists of: NAP-289,200,265,271
70,43,74,42,12,212DG
NAP42 consists of: NAP-44H,4DG
NAP212DG consists of: NAP-212H,2DG
\$5,330



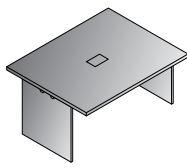
U-Shape 71"x112"
NAPTYP222
33.8 cu. ft. 478.4 lbs.
Consists of: NAP-289,265,271,70,43,74
\$2,695

Finish Key

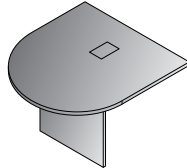
- CHY** - Cherry
- ESP** - Espresso
- MAH** - Mahogany
- MPL** - Maple



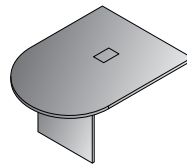
EXP228
48"x48"
Table Component
47.2"x47.2"x29.1"
CU:5 WT:123.5
List Price: \$775



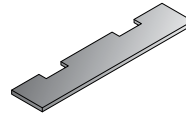
EXP229
60"x48"
Table Component
59.1"x47.2"x29.1"
CU:5.3 WT:143.3
List Price: \$875



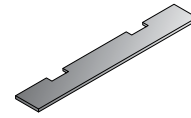
EXP230
48"x48" Bullet Top
Component
47.2"x47.2"x29.1"
CU:4.3 WT:92.6
List Price: \$675



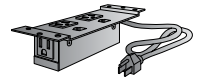
EXP231
60"x48" Bullet Top
Component
59.1"x47.2"x29.1"
CU:6.6 WT:110.2
List Price: \$775



EXP232
Stretcher for NAP230
2 qty.
55.1"x11.4"x1"
CU:0.7 WT:19.8
List Price: \$70



EXP233
Stretcher for NAP231
2 qty.
78.7"x11.4"x1"
CU:0.9 WT:26.5
List Price: \$100



EXPPOW1
Power/Data Unit:
2 Powers, 2 RJ45 Cat.
6, 6' Power Cord
5.25"x3"x1.25"
CU:0.03 WT:5.0
List Price: \$525

Configuration Guide



30' Racetrack Table
EXPTYP30R

\$5,050
34.5 cu.ft. 793.7 lbs.
Consists of:
(4) qty. EXP229
(2) qty. EXP231

28' Racetrack Table
EXPTYP28R

\$4,850
33.8 cu.ft. 754.0 lbs.
Consists of:
(2) qty. EXP228
(2) qty. EXP229
(2) qty. EXP231

26' Racetrack Table
EXPTYP26R

\$4,650
33.1 cu.ft. 714.3 lbs.
Consists of:
(4) qty. EXP228
(2) qty. EXP231



24' Racetrack Table
EXPTYP24R

\$4,075
28.8 cu.ft. 630.5 lbs.
Consists of:
(1) qty. EXP228
(2) qty. EXP229
(2) qty. EXP231

22' Racetrack Table
EXPTYP22R

\$3,875
28.1 cu.ft. 590.8 lbs.
Consists of:
(3) qty. EXP228
(2) qty. EXP231



20' Racetrack Table
EXPTYP20R

\$3,300
23.9 cu.ft. 507.1 lbs.
Consists of:
(2) qty. EXP229
(2) qty. EXP231

18' Racetrack Table
EXPTYP18R

\$3,100
19.2 cu.ft. 471.8 lbs.
Consists of:
(2) qty. EXP229
(2) qty. EXP230

16' Racetrack Table
EXPTYP16R

\$2,900
18.2 cu.ft. 343.9 lbs.
Consists of:
(2) qty. EXP228
(2) qty. EXP230

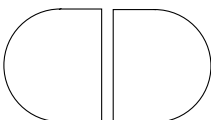


14' Racetrack Table
EXPTYP14R

\$2,325
18.2 cu.ft. 343.9 lbs.
Consists of:
(1) qty. EXP228
(2) qty. EXP231

12' Racetrack Table
EXPTYP12R

\$2,125
13.5 cu.ft. 308.6 lbs.
Consists of:
(1) qty. EXP228
(2) qty. EXP230



10' Racetrack Table
EXPTYP10R

\$1,650
14.2 cu.ft. 246.9 lbs.
Consists of:
(2) qty. EXP231
(1) qty. EXP233

8' Racetrack Table
EXPTYP8R

\$1,420
9.3 cu.ft. 205.0 lbs.
Consists of:
(2) qty. EXP230
(1) qty. EXP232

Finish Key

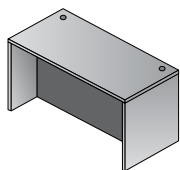
CHY - Cherry
ESP - Espresso



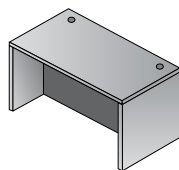
Finish Key
GRY - Charcoal Bases/Fog Grey Tops

Two-Tone Grey

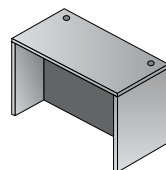
Napa Grey feature's solid metal, brushed aluminum pulls and available frosted glass hutch doors with aluminum finish frame. Scratch-resistant laminates and impact-resistant 3mm PVC edges with triple-groove design provide long-term durability. Pedestals and files feature full-extension drawer slides, pre-installed metal filing hardware and single-key locking. Conference table tops & legs are 1.5" thick. Wire management included. Napa complies with ANSI/ BIFMA standards.



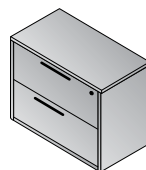
NAP01
Desk Shell
 71"x36"x29"
 CU:6.4 WT:162.0
List Price: \$575



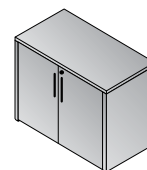
NAP02
Desk Shell
 66"x30"x29"
 CU:5.1 WT:135.6
List Price: \$475



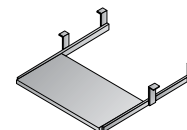
NAP03
Desk Shell
 60"x30"x29"
 CU:4.6 WT:127.9
List Price: \$450



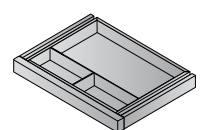
NAP12
Lateral File
 36"x22"x29"
 CU:15.5 WT:149.9
List Price: \$805
Ships Assembled



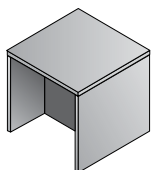
NAP13
Storage Cabinet
 36"x22"x29"
 CU:5.5 WT:117.9
List Price: \$520



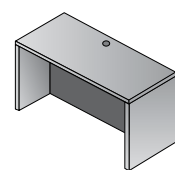
NAP14
Keyboard Tray
 26"x12"
 CU:0.6 WT:13.2
List Price: \$85




NAP15
Center Drawer
 20"x15"
 CU:0.8 WT:8.8
List Price: \$85



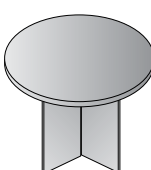
NAP20
End Table
 24"x24"x20"
 CU:2.0 WT:49.6
List Price: \$295



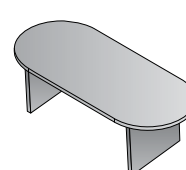
NAP21
Desk Shell
 48"x30"x29"
 CU:4.8 WT:110.2
List Price: \$440



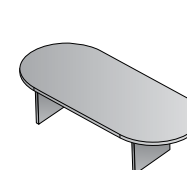
NAP23
Round Table
 47"Dia.x29"H
 CU:6.8 WT:109.1
List Price: \$645



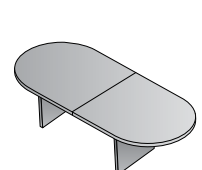
NAP27
Round Table
 42"Dia.x29"H
 CU:5.4 WT:94.8
List Price: \$555



NAP35
Conference Table
 71"x35"x29"
 CU:6.7 WT:138.9
List Price: \$645



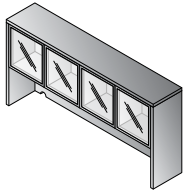
NAP36
Conference Table
 95"x44"x29"
 CU:10.8 WT:189.6
List Price: \$835



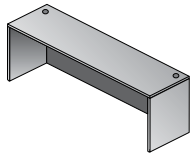
NAP37
Conference Table
 120"x48"x29"
 CU:11.3 WT:246.9
 Consists of: NAP37T,37S
List Price: \$1145

Casegoods IN STOCK

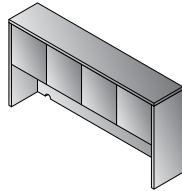
All Napa items have achieved GREENGUARD Certification



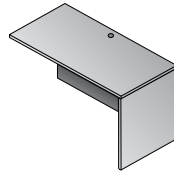
NAP42
Overhead with Glass Doors
71"x15"x36"
CU:6.4 WT:135.3
Consists of:
NAP-44H,4DG
List Price: \$725



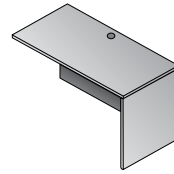
NAP43
Credenza Shell
71"x24"x29"
CU:5.1 WT:122.4
List Price: \$425



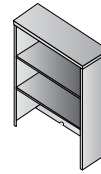
NAP44
Overhead Storage
71"x15"x36"
CU:6.0 WT:140.0
Consists of:
NAP-44H,4DW
List Price: \$660



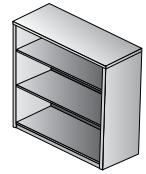
NAP45
Return Shell
48"x24"x29"
CU:3.8 WT:90.4
List Price: \$375



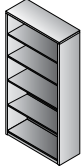
NAP46
Return Shell
42"x20"x29"
CU:3.4 WT:88.2
List Price: \$315
***Use with NAP76 Ped*



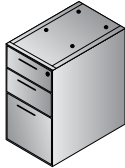
NAP53
Open Hutch
36"x14"x36"
CU:3.9 WT:81.6
List Price: \$350



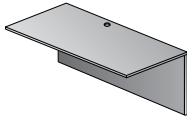
NAP55
3-Shelf Bookcase
36"x14"x42"
CU:4.4 WT:98.1
List Price: \$425



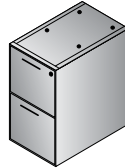
NAP56
5-Shelf Bookcase
36"x14"x65"
CU:6.8 WT:149.9
List Price: \$585



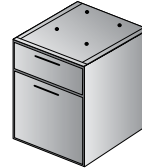
NAP65
BBF Ped-Desk
15.5"x22"x28"
CU:7.0 WT:78.3
List Price: \$555
Ships Assembled



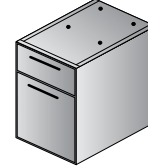
NAP70
Bridge
48"x24"x29"
CU:2.8 WT:70.5
List Price: \$295



NAP74
FF Ped-Desk
15.5"x22"x28"
CU:7.0 WT:73.9
List Price: \$525
Ships Assembled




NAP76
Hanging Ped-20"
Return
15.5"x18.5"x21"
CU:4.5 WT:50.7
List Price: \$425
Ships Assembled



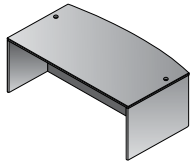
NAP80
Hanging Ped-Desk
15.5"x22"x21"
CU:5.3 WT:60.6
List Price: \$425
Ships Assembled



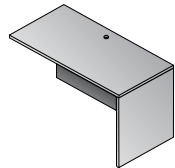
NAP85
Mobile BBF Ped
14"x22"x27H"
CU:7.0 WT:73.9
List Price: \$735
Ships Assembled



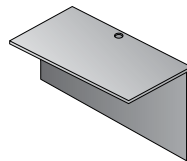
NAP86
Mobil FF Ped
14"x22"x27H"
CU:7.0 WT:73.9
List Price: \$735
Ships Assembled



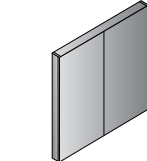
NAP89
Bow Desk Shell
72"x41"x29"
CU:7.3 WT:173.1
List Price: \$665



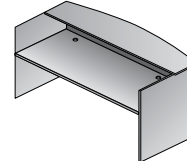
NAP92
Return Shell
35"x24"x29"
CU:2.9 WT:73.9
List Price: \$295



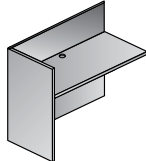
NAP93
Bridge
35"x24"x29"
CU:2.2 WT:56.2
List Price: \$240



NAP100
Presentation Board
48"x48"
CU:8.5 WT:101.4
List Price: \$685
Ships Assembled

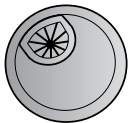


NAP122
Reception Desk Shell
71"x30"x36"x42"
CU:8.3 WT:207.2
List Price: \$795

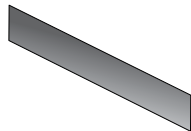


NAP125
Reception Return Shell
42"x24"x41"
CU:4.1 WT:100.3
List Price: \$400

TYPICALS

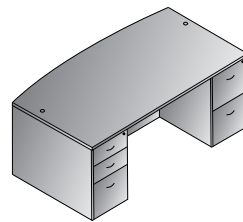


NAP-GM
Metallic Grommets
(5-Pack)
2.5"x2.5"x6"
CU:0.02 WT:0.05
List Price: \$90

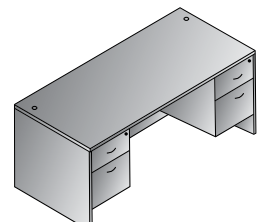


NAPT B-3
Tackboard for NAP42/44
SON44, KEN42/44
65"x17.5"
Black Fabric
CU:1.2 WT:15
List Price: \$180

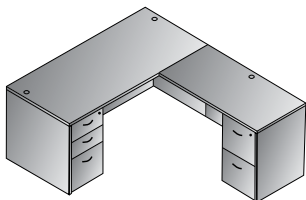
Tackboard
Custom Fabric
NAPT B-___
(Specify Fabric)
Grade A \$230
Grade B \$250
Grade C \$275
Grade R \$300



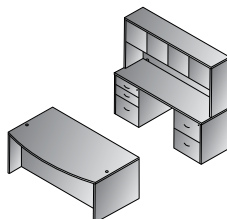
Bow Top Desk 71"x41"
NAPTYP1
21.3 cu.ft. 325.3 lbs.
Consists of: NAP-89,65,74
\$1,745



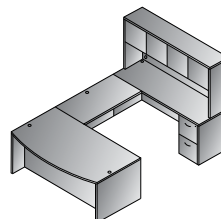
Double Ped Desk 60"x30"
NAPTYP4
15.2 cu.ft. 249.1 lbs.
Consists of: NAP-03,80,80
\$1,300



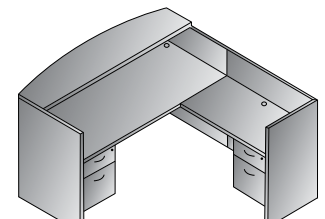
L Shape 66"x78"
NAPTYP9
22.9 cu.ft. 378.2 lbs.
Consists of: NAP-02,65,45,74
\$1,930



Executive Office
NAPTYP11
47.3 cu. ft. 739.9 lbs.
Consists of: NAP-89,65,74,43, 65,74,44
NAP44 consists of: NAP44H, NAP4DW
\$3,910



U Shape w/Hutch 71"x113"
NAPTYP12
36.1 cu. ft. 658.2 lbs.
Consists of: NAP-89,65,70,43, 74,44
NAP44 consists of: NAP44H, NAP4DW
\$3,125



Reception Station 71"x71"x42"H
NAPTYP19
22.2 cu.ft. 418.8 lbs.
Consists of: NAP-122,80,125,76
\$2,045

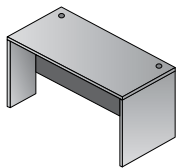


Lodi combines open, contemporary appearance and modern quality details with space-saving, budget-saving solutions. The ¾ modesty panels provide easy access to wall outlets. Full-width cord-drop on all hutches for cord management. New 60" wide desk, credenza and open overhead for compact offices. New laminate frame/glass doors for Lodi/Napa 72" overheads. The new contemporary, clean-grain design Urban Walnut features an embossed wood-like finish. Cherry and Espresso match Napa laminates for mix/match opportunities.

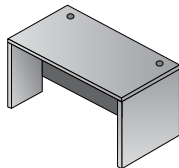
new

Finish Key

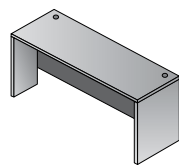
- CHY** - Cherry
- ESP** - Espresso
- URB** - Urban Walnut



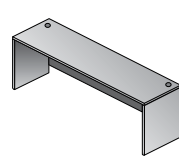
LOD01
Desk Shell
71"x35"x29"
CU:4.2 WT:121
List Price: \$480



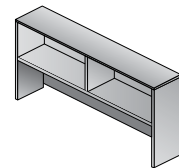
LOD02
Desk Shell
66"x30"x29"
CU:3.3 WT:101.2
List Price: \$415



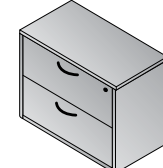
LOD03
Desk Shell
60"x30"x29"
CU:3.0 WT:94.6
List Price: \$385



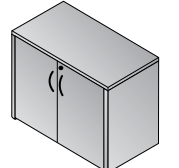
LOD08
Credenza Shell
60"x20"x29"
CU:2.0 WT:52.8
List Price: \$285



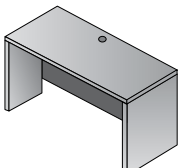
LOD09
Open Overhead
(without Doors)
60"x14"x36"
CU:3.3 WT:83.6
List Price: \$395



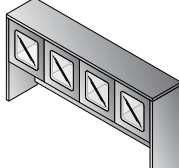
LOD12
Lateral File
30"x20"x29"
CU:11.4 WT:103.4
List Price: \$750
Ships Assembled



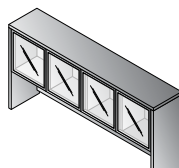
LOD13
2-Door
Storage Cabinet
30"x20"x29"
CU:3.3 WT:80.3
List Price: \$390



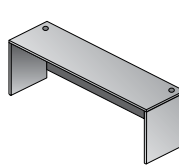
LOD22
Desk Shell
45"x24"x29"
CU:2.3 WT:66
List Price: \$295



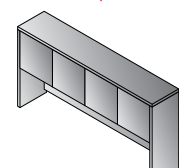
LOD41
Overhead with Wood/
Glass Doors
71"x14"x36"
CU:4.7 WT:121
Consists of:
LOD-44H & NAP-4DC
List Price: \$690



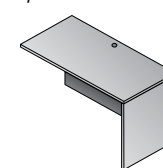
LOD42
Overhead with
Aluminum/Glass
Doors
71"x14"x36"
CU:4.9 WT:113.3
Consists of:
LOD-44H & NAP-4DG
List Price: \$705



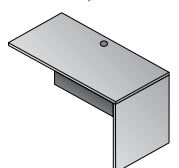
LOD43
Credenza Shell
71"x20"x29"
CU:2.4 WT:77.0
List Price: \$325



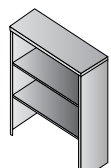
LOD44
Overhead with
Wood Doors
71"x14"x36"
CU:4.7 WT:118.8
Consists of:
LOD-44H & NAP-4DW
List Price: \$640



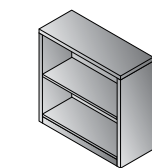
LOD45
Return Shell
48"x24"x29"
CU:1.6 WT:57.2
List Price: \$280



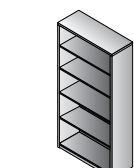
LOD46
Return Shell
42"x20"x29"
CU:1.5 WT:46.2
List Price: \$235



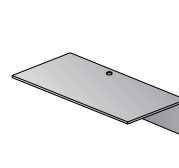
LOD53
Open Hutch
30"x12"x36"
CU:1.8 WT:55.0
List Price: \$260



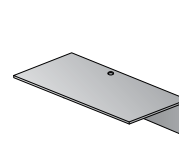
LOD55
2-Shelf Bookcase
30"x12"x29"
CU:1.8 WT:50.6
List Price: \$325



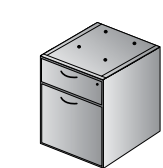
LOD56
5-Shelf Bookcase
36"x12"x65"
CU:3.4 WT:90.2
List Price: \$445



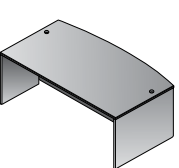
LOD70
Bridge
48"x24"x29"
CU:1.6 WT:46.2
List Price: \$220



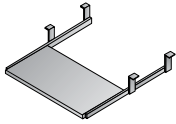
LOD71
Bridge
42"x20"x29"
CU:1.2 WT:37.4
List Price: \$195



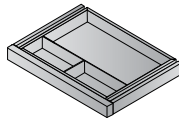
LOD76
Box File Hanging
Pedestal
15.5"x18.5"x21"
CU:3.5 WT:35.2
List Price: \$300
Ships Assembled




LOD89
Bow Top Desk Shell
71"x40"x29"
CU:4.8 WT:127.6
List Price: \$550



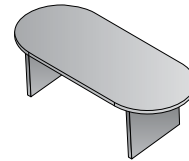
NAP14CHY
NAP14ESP
LOD14URB
Keyboard Tray
 26"x12"
 CU:0.6 WT:13.2
List Price: \$85



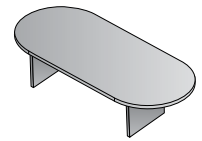
NAP15CHY
NAP15ESP
LOD15URB
Center Drawer
 20"x15"
 CU:0.8 WT:8.8
List Price: \$85



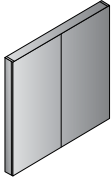
NAP27CHY
NAP27ESP
LOD27URB
Round Table
 42" Dia. x 29" H
 CU:5.4 WT:94.8
List Price: \$555



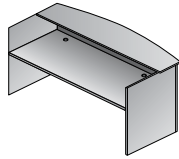
NAP35CHY
NAP35ESP
LOD35URB
Conference Table
 71"x35"x29"
 CU:6.7 WT:138.9
List Price: \$645



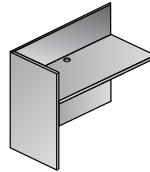
NAP36CHY
NAP36ESP
LOD36URB
Conference Table
 95"x44"x29"
 CU:10.8 WT:189.6
List Price: \$835



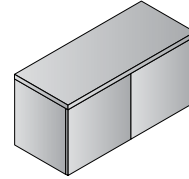
NAP100CHY
NAP100ESP
LOD100URB
Presentation Board
 48"x48"
 CU:8.5 WT:101.4
List Price: \$685
Ships Assembled



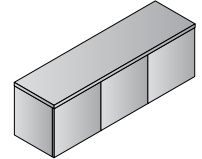
NAP122CHY
NAP122ESP
LOD122URB
Reception Desk Shell
 71"x30"/36"x42"
 CU:8.3 WT:207.2
List Price: \$795



NAP125CHY
NAP125ESP
LOD125URB
Reception Return Shell
 42"x24"x41"
 CU:4.1 WT:100.3
List Price: \$400



NAPWM36CHY
NAPWM36ESP
LODWM36URB
Wall-Mount Overhead Shell
 36"x15"x17"
 CU:6.7 WT:55
List Price: \$395
Ships Assembled



NAPWM48CHY
NAPWM48ESP
LODWM48URB
Wall-Mount Overhead Shell
 48"x15"x17"
 CU:8.8 WT:70.4
List Price: \$500
Ships Assembled

NOTE: NAPA items on this page feature matching wood grain laminates with Lodi products shown on previous page.



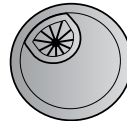
LOD41URB: Overhead with Wood/Glass Doors



LOD42URB: Overhead with Aluminum/Glass Doors



LOD44URB: Overhead with Wood Doors



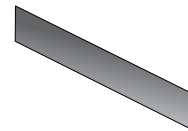
NAP-GM
Metallic Grommets
(5-Pack)
 2.5"x2.5"x6"
 CU:0.02 WT:0.05
List Price: \$90



NAP-PM
Metallic Drawer Pulls
(10-Pack)
 2"x1"x4"
 CU:0.005 WT:0.01
List Price: \$90

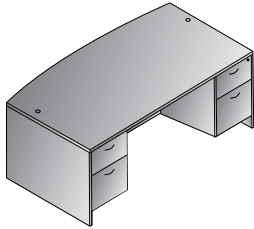


LK1-GC
Lock Core with Keys
\$15 List
KC-GC Change Key
\$8 List
KM-GC Master Key
\$8 List

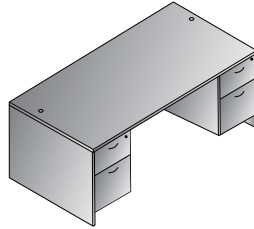


NAPT B-3
Tackboard for NAP42/44
 SON44, KEN42/44
 65"x17.5"
 Black Fabric
 CU:1.2 WT:15
List Price: \$180

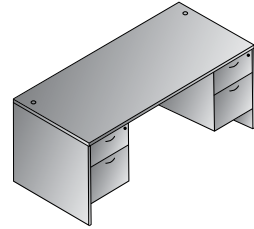
Tackboard
Custom Fabric NAPT B-__
 (Specify Fabric)
Grade A \$230
Grade B \$250
Grade C \$275
Grade R \$300



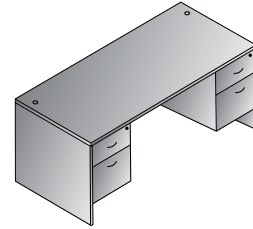
Bow Top Desk 71"x40"
LODTYP1
 11.8 cu. ft. 198 lbs.
 Consists of: LOD-89,76,76
\$1,150



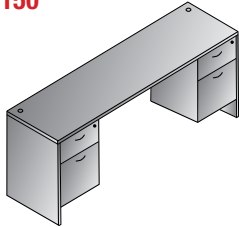
Double Pedestal Desk 71"x35"
LODTYP2
 11.2 cu. ft. 191.4 lbs.
 Consists of: LOD-01,76,76
\$1,080



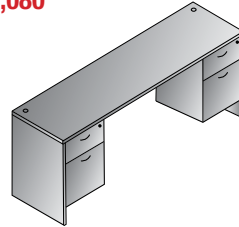
Double Pedestal Desk 66"x30"
LODTYP3
 10.3 cu. ft. 171.6 lbs.
 Consists of: LOD-02,76,76
\$1,015



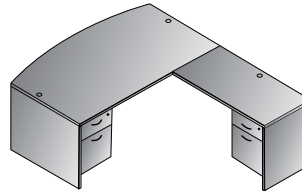
Double Pedestal Desk 60"x30"
LODTYP4
 10.0 cu. ft. 165 lbs.
 Consists of: LOD-03,76,76
\$985



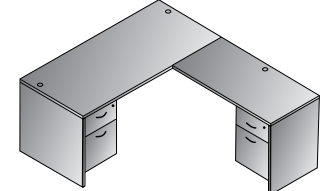
Double Pedestal Credenza 71"x20"
LODTYP5
 9.4 cu. ft. 147.4 lbs.
 Consists of: LOD-43,76,76
\$925



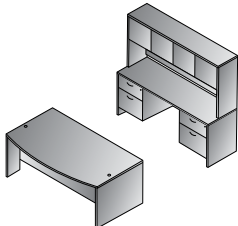
Double Pedestal Credenza 60"x20"
LODTYP7
 9.0 cu. ft. 123.2 lbs.
 Consists of: LOD-08,76,76
\$885



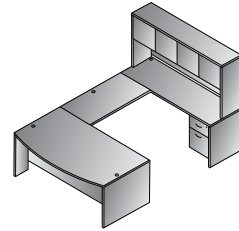
L-Shape w/Bow Top Desk 71"x88"
LODTYP8
 13.4 cu. ft. 255.2 lbs.
 Consists of: LOD-89,76,45,76
\$1430



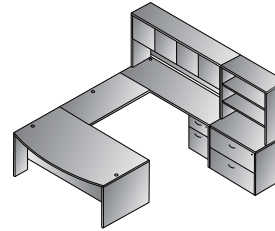
L-Shape 66"x78"
LODTYP9
 11.9 cu. ft. 228.8 lbs.
 Consists of: LOD-02,76,45,76
\$1,295



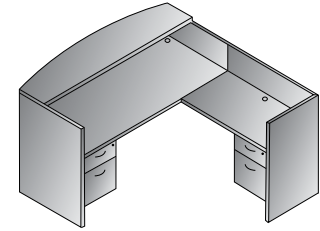
Executive Office
LODTYP11
 25.9 cu. ft. 464.2 lbs.
 Consists of: LOD-89,76,76,43, 76,76,44
 LOD44 consists of: LOD-44H,NAP-4DW
\$2,715



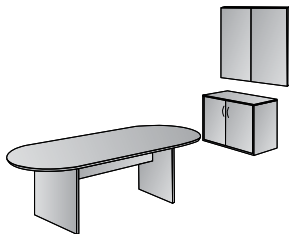
U Shape w/Hutch 71"x108"
LODTYP12
 20.5 cu. ft. 440 lbs.
 Consists of: LOD-89,76,70,43,76,44
 LOD44 consists of: LOD-44H,NAP-4DW
\$2,335



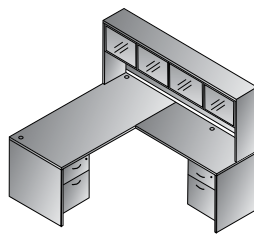
U Shape w/Hutch + Storage
101"x108"
LODTYP13
 33.7 cu. ft. 598.4 lbs.
 Consists of: LOD-89,76,70,43,76,44,12,53
 LOD44 consists of: LOD-44H,NAP-4DW
\$3,345



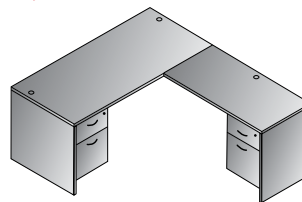
Reception Station 71"x78"x42" H
LODTYP19URB
 For CHY & ESP: Use NAP-122,125
 19.4 cu. ft. 377.9 lbs.
 Consists of: LOD-122,76,125,76
\$1,795



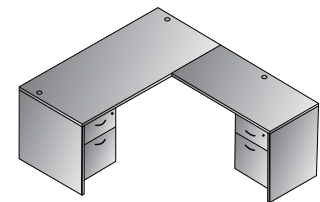
Conference Group 3-Pcs.
LODTYP20URB
 For CHY & ESP: Use NAP-36,13,100
 22.6 cu. ft. 371.3 lbs.
 Consists of: LOD-36,13,100
\$1,910



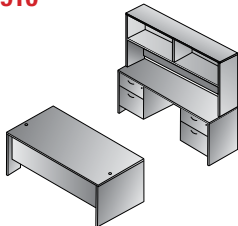
L-Shape w/Hutch 66"x72"
LODTYP31
 16.5 cu. ft. 338.8 lbs.
 Consists of: LOD-02,76,46,76,41
 LOD41 consists of: LOD-44H,NAP-4DC
\$1,940



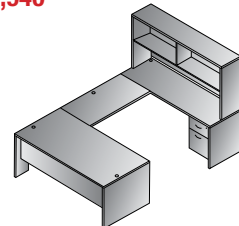
L-Shape 66"x72"
LODTYP32
 11.8 cu. ft. 217.8 lbs.
 Consists of: LOD-02,76,46,76
\$1,250



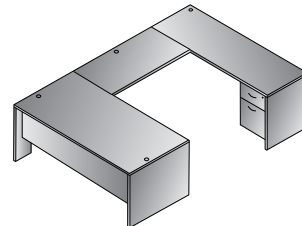
L-Shape 60"x72"
LODTYP34
 11.5 cu. ft. 211.2 lbs.
 Consists of: LOD-03,76,46,76
\$1,220



Manager Office
LODTYP35
 22.3 cu. ft. 371.8 lbs.
 Consists of: LOD-03,76,76,08,76,76,09
\$2,265



U-Shape w/Open Hutch 60"x92"
LODTYP37
 16.5 cu. ft. 338.8 lbs.
 Consists of: LOD-03,76,71,08,76,09
\$1,860



U-Shape 60"x92"
LODTYP38
 13.2 cu. ft. 255.2 lbs.
 Consists of: LOD-03,76,71,08,76
\$1,465

Finish Key
CHY - Cherry
ESP - Espresso
URB - Urban Walnut

Wood Occasional Tables

MEN19MPL Maple Finish, MEN19CHY Cherry Finish, or MEN19MAH Mahogany Finish Coffee Table



	Finish	List
Overall Max: 48W x 24D x 16H	Maple (MPL)	\$925
	Satin Cherry (CHY)	
	Mahogany (MAH)	
Weight: 27 lbs.		
Cube: 4.2		
UPS: No		

MEN20MPL Maple Finish, MEN20CHY Cherry Finish, or MEN20MAH Mahogany Finish End Table



	Finish	List
Overall Max: 24W x 24D x 20H	Maple (MPL)	\$730
	Satin Cherry (CHY)	
	Mahogany (MAH)	
Weight: 49 lbs.		
Cube: 2.8		
UPS: No		

KEN19LCH Light Cherry, or KEN19MAH Mahogany Finish Coffee Table



	Finish	List
Overall Max: 48W x 24D x 16H	Light Cherry (LCH)	\$830
	Mahogany (MAH)	
Weight: 50 lbs.		
Cube: 4.6		
UPS: No		

KEN20LCH Light Cherry, or KEN20MAH Mahogany Finish End Table



	Finish	List
Overall Max: 24W x 24D x 20H	Light Cherry (LCH)	\$575
	Mahogany (MAH)	
Weight: 34 lbs.		
Cube: 2.4		
UPS: No		

SON19CHY Cherry Finish Coffee Table



	Finish	List
Overall Max: 48W x 24D x 16H	Sonoma Cherry	\$830
Weight: 50 lbs.		
Cube: 4.6		
UPS: No		

SON20CHY Cherry Finish End Table



	Finish	List
Overall Max: 24W x 24D x 20H	Sonoma Cherry	\$575
Weight: 34 lbs.		
Cube: 2.4		
UPS: No		



New in 2014

New Trapezoid and Half-Round Flip-Top Tables increase versatility! Trapezoid tables help create collaborative environments. Half-Round tables form full-round tables. Both feature a new easy-to-reach, easy-to-secure ganging feature. You can also mix with Rectangular tables for further applications.



New Ganging Feature

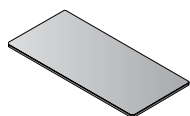
Trapezoid and Half-Round Flip-Top Tables feature a new easy-to-reach, easy-to-secure ganging feature with metal-to-metal connection underneath the table tops. **Rectangular Tables will transition to include this same ganging feature by April/May 2014.**

Folding. Nesting. Mobile.

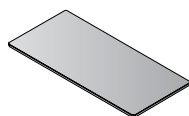
New Flip-Top Training Tables allow quick setup, change and relocation. Easily convert from training to classroom to conference room configurations throughout the day. Flip mechanism can be activated from either end. Top locks into position whether upright or horizontal. Frame features modesty panel and (4) locking casters. Tops are 1" -thick laminate with smooth, impact-resistant 3mm PVC edges. Great complement to ProLine II 83000/84000 folding/nesting chairs.



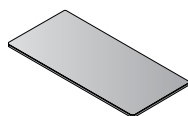
Tops




842T26
Table Top
72"x24"
CU:1.9 WT:44
List Price: **\$410**



842T25
Table Top
60"x24"
CU:1.6 WT:36.7
List Price: **\$360**



842T24
Table Top
48"x24"
CU:1.3 WT:29.7
List Price: **\$310**



842TPZ24
Trapezoid Table Top
46.5"x20.5" w/24" Connecting Sides
CU:1.2 WT:22.0
List Price: **\$275**



842THR24
Half-Round Table Top
48"x24"
CU:1.2 WT:26.2
List Price: **\$275**



Cherry (C)



Mahogany (M)



Maple (P)



Grey (G)

Frames



842FM6
6' Frame
CU:4.5 WT:50.6
List Price: **\$500**



842FM5
5' Frame
CU:3.7 WT:46.2
List Price: **\$460**




842FM4
4' Frame
CU:2.9 WT:40.7
List Price: **\$420**



842FMPZHR4
Frame for
Trapezoid and
Half-Round Tops
CU:2.4 WT:35.3
List Price: **\$375**



Titanium (T)



Black (B)

Casegoods IN STOCK

All New Items available April/May 2014.
Has achieved GREENGUARD Certification.

TYPICALS

Has achieved GREENGUARD Certification

72 x 24 Tables

84226TG

6' Titanium Frame w/Grey Top
72"x24x29.5"H Training Table
CU:6.4 WT: 94.6
Components: 842FM6-T, 842T26-G
List Price: \$910

84226TC

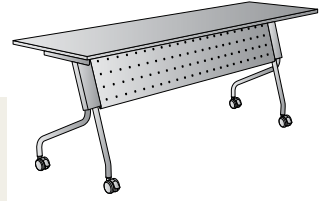
6' Titanium Frame w/Cherry Top
72"x24x29.5"H Training Table
CU:6.4 WT: 94.6
Components: 842FM6-T, 842T26-C
List Price: \$910

84226TM

6' Titanium Frame w/Mahogany Top
72"x24x29.5"H Training Table
CU:6.4 WT: 94.6
Components: 842FM6-T, 842T26-M
List Price: \$910

84226TP

6' Titanium Frame w/Maple Top
72"x24x29.5"H Training Table
CU:6.4 WT: 94.6
Components: 842FM6-T, 842T26-P
List Price: \$910



84226BG

6' Black Frame w/Grey Top
72"x24x29.5"H Training Table
CU:6.4 WT: 94.6
Components: 842FM6-B, 842T26-G
List Price: \$910

84226BC

6' Black Frame w/Cherry Top
72"x24x29.5"H Training Table
CU:6.4 WT: 94.6
Components: 842FM6-B, 842T26-C
List Price: \$910

84226BM

6' Black Frame with Mahogany Top
72"x24x29.5"H Training Table
CU:6.4 WT: 94.6
Components: 842FM6-B, 842T26-M
List Price: \$910

84226BP

6' Black Frame with Maple Top
72"x24x29.5"H Training Table
CU:6.4 WT: 94.6
Components: 842FM6-B, 842T26-P
List Price: \$910

Has achieved GREENGUARD Certification

60 x 24 Tables

84225TG

5' Titanium Frame w/Grey Top
60"x24x29.5"H Training Table
CU:5.3 WT:82.9
Components: 842FM5-T, 842T25-G
List Price: \$820

84225TC

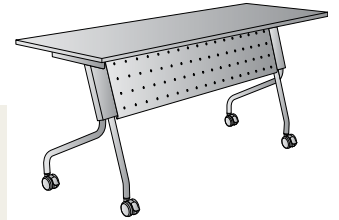
5' Titanium Frame w/Cherry Top
60"x24x29.5"H Training Table
CU:5.3 WT:82.9
Components: 842FM5-T, 842T25-C
List Price: \$820

84225TM

5' Titanium Frame w/Mahogany Top
60"x24x29.5"H Training Table
CU:5.3 WT:82.9
Components: 842FM5-T, 842T25-M
List Price: \$820

84225TP

5' Titanium Frame w/Maple Top
60"x24x29.5"H Training Table
CU:5.3 WT:82.9
Components: 842FM5-T, 842T25-P
List Price: \$820



84225BG

5' Black Frame w/Grey Top
60"x24x29.5"H Training Table
CU:5.3 WT:82.9
Components: 842FM5-B, 842T25-G
List Price: \$820

84225BC

5' Black Frame w/Cherry Top
60"x24x29.5"H Training Table
CU:5.3 WT:82.9
Components: 842FM5-B, 842T25-C
List Price: \$820

84225BM

5' Black Frame w/Mahogany Top
60"x24x29.5"H Training Table
CU:5.3 WT:82.9
Components: 842FM5-B, 842T25-M
List Price: \$820

84225BP

5' Black Frame w/Maple Top
60"x24x29.5"H Training Table
CU:5.3 WT:82.9
Components: 842FM5-B, 842T25-P
List Price: \$820

Has achieved GREENGUARD Certification

48 x 24 Tables

84224TG

4' Titanium Frame w/Grey Top
48"x24x29.5"H Training Table
CU:4.2 WT: 70.4
Components: 842FM4-T, 842T24-G
List Price: \$730

84224TC

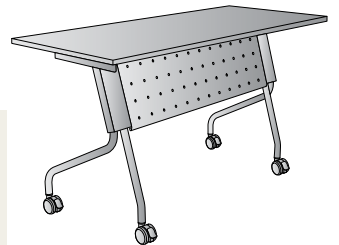
4' Titanium Frame w/Cherry Top
48"x24x29.5"H Training Table
CU:4.2 WT: 70.4
Components: 842FM4-T, 842T24-C
List Price: \$730

84224TM

4' Titanium Frame w/Mahogany Top
48"x24x29.5"H Training Table
CU:4.2 WT: 70.4
Components: 842FM4-T, 842T24-M
List Price: \$730

84224TP

4' Titanium Frame w/Maple Top
48"x24x29.5"H Training Table
CU:4.2 WT: 70.4
Components: 842FM4-T, 842T24-P
List Price: \$730



84224BG

4' Black Frame with Grey Top
48"x24x29.5"H Training Table
CU:4.2 WT: 70.4
Components: 842FM4-B, 842T24-G
List Price: \$730

84224BC

4' Black Frame with Cherry Top
48"x24x29.5"H Training Table
CU:4.2 WT: 70.4
Components: 842FM4-B, 842T24-C
List Price: \$730

84224BM

4' Black Frame with Mahogany Top
48"x24x29.5"H Training Table
CU:4.2 WT: 70.4
Components: 842FM4-B, 842T24-M
List Price: \$730

84224BP

4' Black Frame with Maple Top
48"x24x29.5"H Training Table
CU:4.2 WT: 70.4
Components: 842FM4-B, 842T24-P
List Price: \$730

Has achieved GREENGUARD Certification

new 46.5" Wide Trapezoid Tables

842PZ24TG

Titanium Frame w/Grey Top
46.5"x20.5x29.5"H Trapezoid Table
CU:3.6 WT: 57.3
Components:
842FMPZHR4-T, 842TPZ24-G
List Price: \$650

842PZ24TC


Titanium Frame w/Cherry Top
46.5"x20.5x29.5"H Trapezoid Table
CU:3.6 WT: 57.3
Components:
842FMPZHR4-T, 842TPZ24-C
List Price: \$650

842PZ24TM

Titanium Frame w/Mahogany Top
46.5"x20.5x29.5"H Trapezoid Table
CU:3.6 WT: 57.3
Components:
842FMPZHR4-T, 842TPZ24-M
List Price: \$650

842PZ24TP

Titanium Frame w/Maple Top
46.5"x20.5x29.5"H Trapezoid Table
CU:3.6 WT: 57.3
Components:
842FMPZHR4-T, 842TPZ24-P
List Price: \$650



842PZ24BG

Black Frame with Grey Top
46.5"x20.5x29.5"H Trapezoid Table
CU:3.6 WT: 57.3
Components:
842FMPZHR4-B, 842TPZ24-G
List Price: \$650

842PZ24BC

Black Frame with Cherry Top
46.5"x20.5x29.5"H Trapezoid Table
CU:3.6 WT: 57.3
Components:
842FMPZHR4-B, 842TPZ24-C
List Price: \$650

842PZ24BM

Black Frame with Mahogany Top
46.5"x20.5x29.5"H Trapezoid Table
CU:3.6 WT: 57.3
Components:
842FMPZHR4-B, 842TPZ24-M
List Price: \$650

842PZ24BP

Black Frame with Maple Top
46.5"x20.5x29.5"H Trapezoid Table
CU:3.6 WT: 57.3
Components:
842FMPZHR4-B, 842TPZ24-P
List Price: \$650

Has achieved GREENGUARD Certification

new 48" Wide Half-Round Tables

842HR24TG

Titanium Frame w/Grey Top
48"x24x29.5"H Half-Round Table
CU:3.6 WT: 61.5
Components:
842FMPZHR4-T, 842THR24-G
List Price: \$650

842HR24TC


Titanium Frame w/Cherry Top
48"x24x29.5"H Half-Round Table
CU:3.6 WT: 61.5
Components:
842FMPZHR4-T, 842THR24-C
List Price: \$650

842HR24TM

Titanium Frame w/Mahogany Top
48"x24x29.5"H Half-Round Table
CU:3.6 WT: 61.5
Components:
842FMPZHR4-T, 842THR24-M
List Price: \$650

842HR24TP

Titanium Frame w/Maple Top
48"x24x29.5"H Half-Round Table
CU:3.6 WT: 61.5
Components:
842FMPZHR4-T, 842THR24-P
List Price: \$650



842HR24BG

Black Frame with Grey Top
48"x24x29.5"H Half-Round Table
CU:3.6 WT: 61.5
Components:
842FMPZHR4-B, 842THR24-G
List Price: \$650

842HR24BC

Black Frame with Cherry Top
48"x24x29.5"H Half-Round Table
CU:3.6 WT: 61.5
Components:
842FMPZHR4-B, 842THR24-C
List Price: \$650

842HR24BM

Black Frame with Mahogany Top
48"x24x29.5"H Half-Round Table
CU:3.6 WT: 61.5
Components:
842FMPZHR4-B, 842THR24-M
List Price: \$650

842HR24BP

Black Frame with Maple Top
48"x24x29.5"H Half-Round Table
CU:3.6 WT: 61.5
Components:
842FMPZHR4-B, 842THR24-P
List Price: \$650

new

Trapezoid Tables

5-Trapezoid Group 94Wx82D
842TYP5PZ-__
 18.0 cu. ft. 286.5 lbs.
 Consists of:
 (5) qty. 842FMPZHR4-__
 (5) qty. 842TPZ24-__
\$3,250

4-Trapezoid Group 94Wx72D
842TYP4PZ-__
 14.4 cu. ft. 229.2 lbs.
 Consists of:
 (4) qty. 842FMPZHR4-__
 (4) qty. 842TPZ24-__
\$2,600

Hexagon 6-Trapezoid Group 94Wx82D
842TYP6PZ-__
 21.6 cu. ft. 343.8 lbs.
 Consists of:
 (6) qty. 842FMPZHR4-__
 (6) qty. 842TPZ24-__
\$3,900



Half-Hexagon 3-Trapezoid Group
 94Wx41D
842TYP3PZ-__
 10.8 cu. ft. 171.9 lbs.
 Consists of:
 (3) qty. 842FMPZHR4-__
 (3) qty. 842TPZ24-__
\$1,950

2-Trapezoid Group 80Wx34D
842TYP2PZ-__
 7.2 cu. ft. 114.6 lbs.
 Consists of:
 (2) qty. 842FMPZHR4-__
 (2) qty. 842TPZ24-__
\$1,300



new Half-Round Tables



Shown at left:
 Half-Round and
 Rectangular Tables

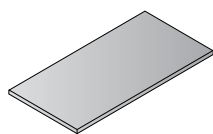
All New Items available April/May 2014.
Casegoods IN STOCK

Finish Key

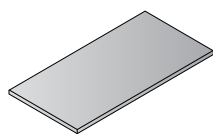
- MAH** - Mahogany
- GRY** - Fog Grey Tops
- CHA** - Charcoal Grey Modesty Panels
- BLK** - Black Legs
- MET** - Metallic Legs



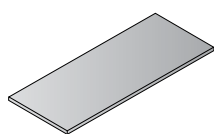
Multipurpose PACE modular components create training, class and computer room tables. Unique U-shaped conference tables also available. Tops are 1-1/8" thick laminate with 3mm PVC edges and available support bars. Choose T-arc or Post legs with levelers in Black or Metallic finish. Add-on casters available. Metal-to-metal fastening allows quick, easy assembly and reconfiguration. Laminate colors match Napa series casegoods.



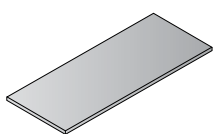
PAC-RCT4824-GRY
Rectangular Top
48"x 24"
CU: 1.5 WT: 35.3
List Price: **\$215**



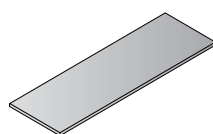
PAC-RCT4824-MAH
Rectangular Top
48"x 24"
CU: 1.5 WT: 35.3
List Price: **\$215**



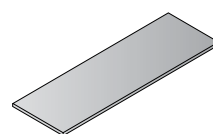
PAC-RCT6024-GRY
Rectangular Top
60"x 24"
CU: 1.8 WT: 41.9
List Price: **\$280**




PAC-RCT6024-MAH
Rectangular Top
60"x 24"
CU: 1.8 WT: 41.9
List Price: **\$280**




PAC-RCT7224-GRY
Rectangular Top
72"x 24"
CU: 2.2 WT: 50.7
List Price: **\$350**




PAC-RCT7224-MAH
Rectangular Top
72"x 24"
CU: 2.2 WT: 50.7
List Price: **\$350**



PAC-SB4
Support Bar
For 48" Top
CU: 0.05 WT: 0.75
List Price: **\$45**



PAC-SB5
Support Bar
For 60" Top
CU: 0.06 WT: 1.25
List Price: **\$55**



PAC-SB6
Support Bar
For 72" Top
CU: 0.07 WT: 1.50
List Price: **\$65**

Support Bars


- * Order with all PACE Rectangular Tops
- * Provides increased weight support and stability
- * Center on underside of Top; mount with supplied wood screws
- * Powder-coated steel construction
- * Black only




PAC-LEGTARC-MET
T-Arc Leg
CU: 1.9 WT: 13.2
List Price: **\$220**



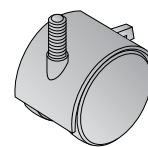
PAC-LEGTARC-BLK
T-Arc Leg
CU: 1.9 WT: 13.2
List Price: **\$220**



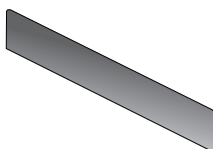
PAC-LEGPOST-MET
Post Leg
CU: 0.4 WT: 8.8
List Price: **\$85**



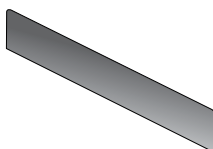
PAC-LEGPOST-BLK
Post Leg
CU: 0.4 WT: 8.8
List Price: **\$85**



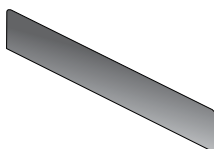
PAC-4CASTER
Set of 4 Casters
for Post Legs
CU: 0.01 WT: 2.2
List Price: **\$20**



PAC-PS4
Privacy Screen
For 48" Top
CU: 0.2 WT: 10.0
List Price: **\$275**



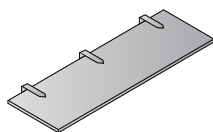
PAC-PS5
Privacy Screen
For 60" Top
CU: 0.3 WT: 12.5
List Price: **\$310**



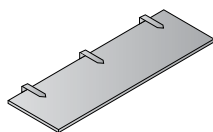
PAC-PS6
Privacy Screen
For 72" Top
CU: 0.4 WT: 15.0
List Price: **\$350**

Privacy Screens

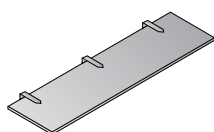
- * Use with PAC-RCT rectangular tops
- * Adds visual privacy (14" H)
- * Tackable surface
- * Black fabric
- * Includes metallic mounting hardware



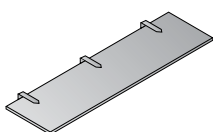
PAC-MOD48-CHA
Modesty Panel
for 48" Top
CU: 0.8 WT: 13.2
List Price: **\$150**



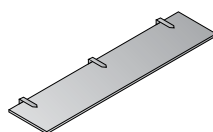
PAC-MOD48-MAH
Modesty Panel
for 48" Top
CU: 0.8 WT: 13.2
List Price: **\$150**



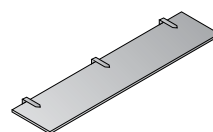
PAC-MOD60-CHA
Modesty Panel
for 60" Top
CU: 1.1 WT: 15.4
List Price: **\$175**



PAC-MOD60-MAH
Modesty Panel
for 60" Top
CU: 1.1 WT: 15.4
List Price: **\$175**

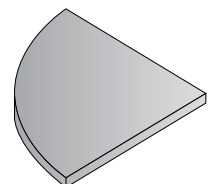


PAC-MOD72-CHA
Modesty Panel
for 72" Top
CU: 1.3 WT: 17.6
List Price: **\$200**

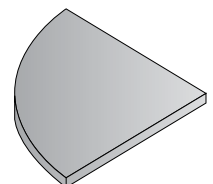


PAC-MOD72-MAH
Modesty Panel
for 72" Top
CU: 1.3 WT: 17.6
List Price: **\$200**

Note: Modesty Panels are optional.



PAC-QRT2424-GRY
Quarter Round Top
24"x 24"
CU: 0.8 WT: 17.6
List Price: **\$150**



PAC-QRT2424-MAH
Quarter Round Top
24"x 24"
CU: 0.8 WT: 17.6
List Price: **\$150**

All items priced individually.



Top & T-Arc Legs



Top, Modesty Panel & T-Arc Legs



Top & Post Legs



Top, Modesty Panel & T-Arc Legs

4' Table - 48'' x 24''

PAC-TT48A _/_/_/_
List Price \$655
 Cu. Ft: 5.3 Wt: 61.7
 Consists of:
 PAC-RCT4824_ _ _
 PAC-LEGTARC_ _ _ (2 qty.)

PAC-TT48AM _/_/_/_
List Price \$805
 Cu. Ft: 6.1 Wt: 74.9
 Consists of:
 PAC-RCT4824_ _ _
 PAC-MOD48_ _ _
 PAC-LEGTARC_ _ _ (2 qty.)

PAC-TT48P _/_/_/_
List Price \$565
 Cu. Ft: 3.1 Wt: 70.5
 Consists of:
 PAC-RCT4824_ _ _
 PAC-LEGPOST_ _ _ (4 qty.)

PAC-TT48PM _/_/_/_
List Price \$715
 Cu. Ft: 3.9 Wt: 83.7
 Consists of:
 PAC-RCT4824_ _ _
 PAC-MOD48_ _ _
 PAC-LEGPOST_ _ _ (4 qty.)

5' Table - 60'' x 24''

PAC-TT60A _/_/_/_
List Price \$775
 Cu. Ft: 5.6 Wt: 69.5
 Consists of:
 PAC-RCT6024_ _ _
 PAC-LEGTARC_ _ _ (2 qty.)
 PAC-SB5

PAC-TT60AM _/_/_/_
List Price \$950
 Cu. Ft: 6.8 Wt: 85.0
 Consists of:
 PAC-RCT6024_ _ _
 PAC-MOD60_ _ _
 PAC-LEGTARC_ _ _ (2 qty.)
 PAC-SB5

PAC-TT60P _/_/_/_
List Price \$675
 Cu. Ft: 3.5 Wt: 78.4
 Consists of:
 PAC-RCT6024_ _ _
 PAC-LEGPOST_ _ _ (4 qty.)
 PAC-SB5

PAC-TT60PM _/_/_/_
List Price \$850
 Cu. Ft: 4.6 Wt: 93.8
 Consists of:
 PAC-RCT6024_ _ _
 PAC-MOD60_ _ _
 PAC-LEGPOST_ _ _ (4 qty.)
 PAC-SB5

6' Table - 72'' x 24''

PAC-TT72A _/_/_/_
List Price \$855
 Cu. Ft: 6.0 Wt: 79.6
 Consists of:
 PAC-RCT7224_ _ _
 PAC-LEGTARC_ _ _ (2 qty.)
 PAC-SB6

PAC-TT72AM _/_/_/_
List Price \$1055
 Cu. Ft: 7.4 Wt: 97.2
 Consists of:
 PAC-RCT7224_ _ _
 PAC-MOD72_ _ _
 PAC-LEGTARC_ _ _ (2 qty.)
 PAC-SB6

PAC-TT72P _/_/_/_
List Price \$755
 Cu. Ft: 3.9 Wt: 87.4
 Consists of:
 PAC-RCT7224_ _ _
 PAC-LEGPOST_ _ _ (4 qty.)
 PAC-SB6

PAC-TT72PM _/_/_/_
List Price \$955
 Cu. Ft: 5.2 Wt: 105
 Consists of:
 PAC-RCT7224_ _ _
 PAC-MOD72_ _ _
 PAC-LEGPOST_ _ _ (4 qty.)
 PAC-SB6

Finish Key - - Tops
MAH - Mahogany
GRY - Grey

Finish Key - - Modesty Panels
MAH - Mahogany
CHA - Charcoal

Finish Key - - Legs
BLK - Black Legs
MET - Metallic Legs

Order Example
PAC-TT48AMAH/BLK
Top: MAH Mahogany
Legs: BLK Black



Introducing a new, feature-rich metal/laminate desk series. Heavy-gauge steel chassis utilizes full end panel design for improved appearance and increased stability. Scratch-resistant Black powdercoat finish matches OSP files, pedestals and storage units. All worksurfaces are high-pressure laminate (HPL) with Black ABS edges. Choose from radius corner tops in Cherry, or Grey Nebula. Flush-mount, square corner tops in Cherry also available. Pedestals feature full-width integrated pull design, full-extension steel ball-bearing drawer slides and drop-in front-to-back Letter filing. Metal Desks comply with ANSI/BIFMA standards.

Radius Corner Tops



M6832T
Desk Top
68"x32"
CU: 3.9 WT: 62.7
List Price: **\$500**



M6824T
Credenza Top
68"x24"
CU: 3.2 WT: 47.3
List Price: **\$450**



M4826T
Return Top
48"x26"
CU: 2.5 WT: 37.0
List Price: **\$385**

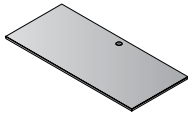


M5032T
Desk Top
50"x32"
CU: 2.8 WT: 46.2
List Price: **\$460**




Radius Corner Tops
CHY Cherry
GNB Grey Nebula

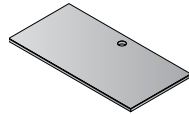
Square Corner Tops



M6630T
Desk Top
66"x30"
CU: 3.5 WT: 59.4
List Price: **\$380**



M6622T
Credenza Top
66"x22"
CU: 2.8 WT: 44.0
List Price: **\$300**



M4824T
Return Top
48"x24"
CU: 2.5 WT: 34.1
List Price: **\$250**



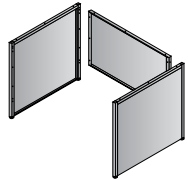
M4830T
Desk Top
48"x30"
CU: 2.8 WT: 41.8
List Price: **\$285**



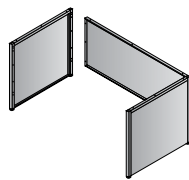
Square Corner Tops
CHY Cherry

Steel Bases

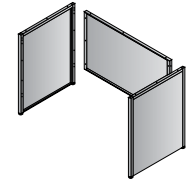
Black Powdercoat Finish



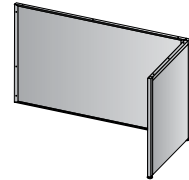
M03DPB-3
Double Pedestal
Desk Base
66" / 68" Desks
CU: 4.2 WT: 35.2
List Price: **\$350**



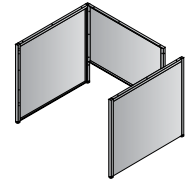
M03SPB-3
Single Pedestal
Desk Base
66" / 68" Desks
CU: 5.7 WT: 31.9
List Price: **\$343**



M11B-3
Double Pedestal
Credenza Base
66" / 68" Credenza
CU: 3.5 WT: 21.6
List Price: **\$338**



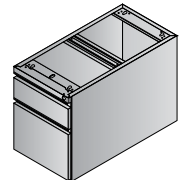
M45B-3
Return Base
48" Return
CU: 4.2 WT: 22
List Price: **\$187**



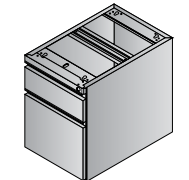
M21B-3
Single Pedestal Desk Base
48" / 50" Desks
CU: 3.9 WT: 33.0
List Price: **\$340**

Pedestals

Black Powdercoat Finish



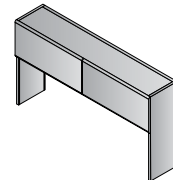
M80-3
Desk Pedestal
with Lock
CU: 7.4 WT: 48.4
List Price: **\$444**
Ships Assembled



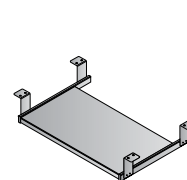
M76-3
Credenza/
Return Pedestal
with Lock
CU: 5.7 WT: 44.0
List Price: **\$400**
Ships Assembled

Accessories

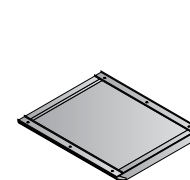
Black Powdercoat Finish



M44-3
Overhead Storage
66"x14"x36"
CU: 4.7 WT: 97.9
List Price: **\$640**
Ships KD



M14-3
Keyboard Tray
20"Wx17"D
CU: 0.4 WT: 4.6
List Price: **\$84**



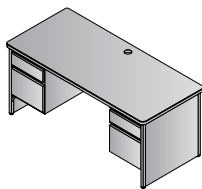
M15-3
Center Drawer
20"Wx17"D
CU: 0.6 WT: 5.9
List Price: **\$84**



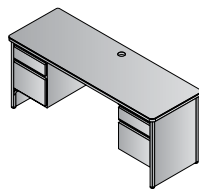
All Metal Desk items
have achieved GREENGUARD Certification

Casegoods IN STOCK - California

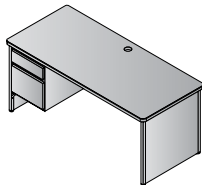
MLR Radius Corner Tops



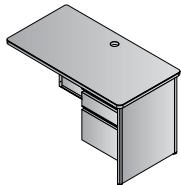
Double Pedestal Desk 68"x32"
MLR6832DP-3
22.9 cu.ft. 194.7 lbs.
Consists of: M6832T, M03DPB-3, M80-3 (Qty. 2)
List Price: \$1,738



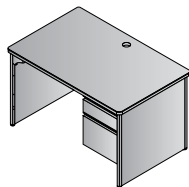
Double Pedestal Credenza 68"x24"
MLR6824DP-3
16.7 cu.ft. 163.9 lbs.
Consists of: M6824T, M11B-3, M76-3 (Qty. 2)
List Price: \$1,588



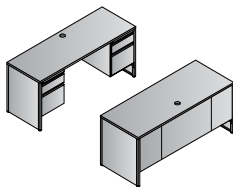
Left Pedestal Desk 68"x32"
MLR6832L-3
17.0 cu.ft. 143.0 lbs.
Consists of: M6832T, M03SPB-3, M80-3
List Price: \$1,287



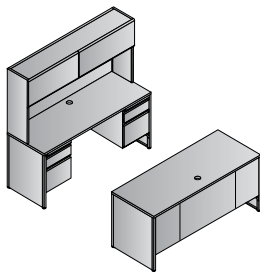
Right Pedestal Return 48"x26"
MLR4826R-3
12.4 cu.ft. 103.0 lbs.
Consists of: M4826T, M45B-3, M76-3
List Price: \$972



Right Pedestal Desk 50"x32"
MLR5032R-3
14.1 cu.ft. 127.6 lbs.
Consists of: M5032T, M21B-3, M80-3
List Price: \$1,244

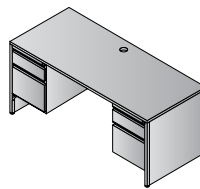


Desk and Credenza
MLRTYP211-3
41.0 cu.ft. 358.6 lbs.
Consists of: M6832T, M03DPB-3, M80-3 (Qty. 2), M6824T, M11B-3, M76-3 (Qty. 2)
List Price: \$3,326

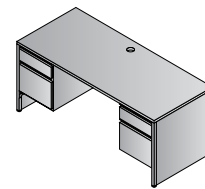


Desk, Credenza and Hutch
MLRTYP11-3
45.7 cu.ft. 456.5 lbs.
Consists of: M6832T, M03DPB-3, M80-3 (Qty. 2), M6824T, M11B-3, M76-3 (Qty. 2), M44-3
List Price: \$3,966

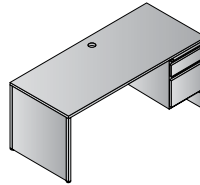
MLS Square Corner Tops



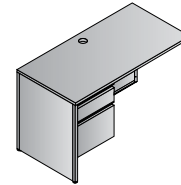
Double Pedestal Desk 66"x30"
MLS6630DP-3
22.5 cu.ft. 191.4 lbs.
Consists of: M6630T, M03DPB-3, M80-3 (Qty. 2)
List Price: \$1,618



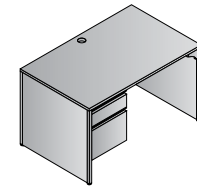
Double Pedestal Credenza 66"x22"
MLS6622DP-3
17.7 cu.ft. 160.6 lbs.
Consists of: M6622T, M11B-3, M76-3 (Qty. 2)
List Price: \$1,438



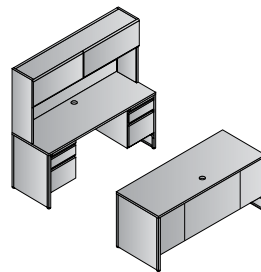
Right Pedestal Desk 66"x30"
MLS6630R-3
16.6 cu.ft. 139.7 lbs.
Consists of: M6630T, M03SPB-3, M80-3
List Price: \$1,167



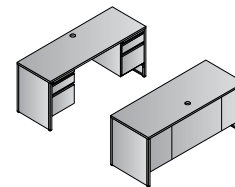
Left Pedestal Return 48"x24"
MLS4824L-3
12.4 cu.ft. 100.1 lbs.
Consists of: M4824T, M45B-3, M76-3
List Price: \$837



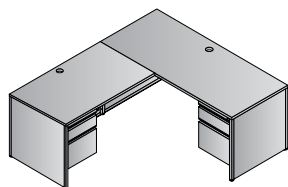
Left Pedestal Desk 48"x30"
MLS4830L-3
14.1 cu.ft. 123.2 lbs.
Consists of: M4830T, M21B-3, M80-3
List Price: \$1,069



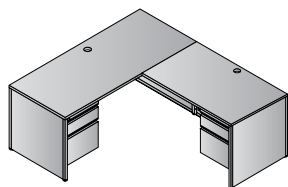
Desk, Credenza and Hutch
MLSTYP11-3
44.9 cu.ft. 449.9 lbs.
Consists of: M6630T, M03DPB-3, M80-3 (Qty. 2), M6622T, M11B-3, M76-3 (Qty. 2), M44-3
List Price: \$3,696



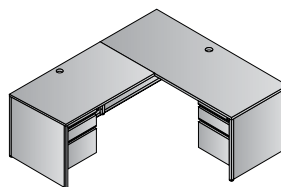
Desk and Credenza
MLSTYP211-3
40.2 cu.ft. 352.0 lbs.
Consists of: M6630T, M03DPB-3, M80-3 (Qty. 2), M6622T, M11B-3, M76-3 (Qty. 2)
List Price: \$3,056



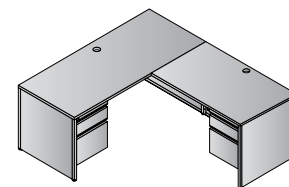
Left L-Shape Workstation 68"x78"
MLRTYP9L-3
29.4 cu.ft. 246.0 lbs.
Consists of: M6832T, M03SPB-3, M80-3, M4826T, M45B-3, M76-3
List Price: \$2,259



Right L-Shape Workstation 68"x78"
MLRTYP9R-3
29.4 cu.ft. 246.0 lbs.
Consists of: M6832T, M03SPB-3, M80-3, M4826T, M45B-3, M76-3
List Price: \$2,259



Left L-Shape Workstation 66"x78"
MLSTYP9L-3
29.0 cu.ft. 239.8 lbs.
Consists of: M6630T, M03SPB-3, M80-3, M4824T, M45B-3, M76-3
List Price: \$2,004



Right L-Shape Workstation 66"x78"
MLSTYP9R-3
29.0 cu.ft. 239.8 lbs.
Consists of: M6630T, M03SPB-3, M80-3, M4824T, M45B-3, M76-3
List Price: \$2,004



All Metal Desk items have achieved GREENGUARD Certification

Casegoods IN STOCK



All OSP metal units are built with heavy-gauge steel, MIG & TIG welding and powdercoat finishes for long-lasting quality and durability. All files and pedestals include core-removable locks, keys and limited lifetime warranty.

Lateral Files 36" & 42" Wide

- 2, 3, 4 & 5-drawer models in Black (B), Charcoal (C), Grey (G) & Putty (P)
- Interlock allows only one drawer to open at a time for safety and stability
- Counterweight included on all models for additional stability
- Random-keyed, core-removable locks with replacement cores in multiple numbers available for customized security
- Standard side-to-side filing of Legal, Letter & A4 files
- Full-extension, steel ball-bearing drawer slides
- Integrated full-width pull design for easy opening of drawers
- Adjustable leg levelers
- Complies with ANSI/BIFMA standard X5.9-2004-Storage Units-Tests, covering 21 different testing sections
- Optional front-to-back Letter filing rails; (LF100)

Storage Units 72" & 42" High

- 270-degree opening doors
- Includes lock with key
- Optional additional shelves (STSHF18)

Pedestals 22" Deep

- Closed Top pedestals include casters, two are locking
- Open Top pedestals included adjustable glides
- Front-to-back Letter filing; side-to-side Legal files
- Optional casters (PCASTER) and adjustable glides (PGLIDE)
- Complies with ANSI/BIFMA standards

Option	Description	List Price
LF-LK1	Lock Core + 2 Keys	\$9
LF-LK2	Lock Housing, Core + 2 Keys - Lateral Files & Mobile (PTC) Pedestals	\$15
PED-LK2	Lock Housing, Core + 2 Keys Fixed (PTO) Pedestals	\$15
LF-KM	Master Key	\$8
LF-KC	Change Key	\$8
LF-KB	Blank Key	\$8
LF100	Front to Back Rails (set of 2)	\$15
LF120	Drawer Sides Cover Rails (set of 2)	\$15
STSHF18	Extra Shelves (set of 2)	\$100
PCASTER	Casters for Pedestals (set of 4)	\$12
PGLIDE	Adjustable Glides for Pedestals (set of 4)	\$9
PED-BDD	Drawer Divider for Box Drawers	\$15
PCONV	Convert Open Top Pedestal to Mobile/Closed Top Pedestal (Specify Color)	\$100



All Metal Files, Pedestals and Storage Cabinets have achieved GREENGUARD Certification



LF236 36" Wide 2 Drawer Lateral File with Core-Removeable Lock & Adjustable Glides



	Finish	List
Overall Max: 36W x 20D x 28H	B Black	\$775
Drawer: 34W x 16D	C Charcoal	
Weight: 139 lbs.	G Light Grey	
Cube: 14.2	P Putty	
Options: Front to Back Rails (LF 100)		

UPS: No Ships Fully Assembled

LF336 36" Wide 3 Drawer Lateral File with Core-Removeable Lock & Adjustable Glides



	Finish	List
Overall Max: 36W x 20D x 40H	B Black	\$1125
Drawer: 34W x 16D	C Charcoal	
Weight: 178 lbs.	G Light Grey	
Cube: 20.1	P Putty	
Options: Front to Back Rails (LF 100)		

UPS: No Ships Fully Assembled

LF436 36" Wide 4 Drawer Lateral File with Core-Removeable Lock & Adjustable Glides



	Finish	List
Overall Max: 36W x 20D x 52H	B Black	\$1360
Drawer: 34W x 16D	C Charcoal	
Weight: 202 lbs.	G Light Grey	
Cube: 26	P Putty	
Options: Front to Back Rails (LF 100)		

UPS: No Ships Fully Assembled

LF536 36" Wide 5 Drawer Lateral File with Core-Removeable Lock, Adjustable Glides & Top Drawer with Open Sides



	Finish	List
Overall Max: 36W x 20D x 64H	B Black	\$1865
Drawer: 34W x 16D	C Charcoal	
Weight: 260 lbs.	G Light Grey	
Cube: 32	P Putty	
Options: Front to Back Rails (LF 100)		

UPS: No Ships Fully Assembled

LF242 42" Wide 2 Drawer Lateral File with Core-Removeable Lock & Adjustable Glides



	Finish	List
Overall Max: 42W x 20D x 28H	B Black	\$850
Drawer: 40W x 16D	C Charcoal	
Weight: 159 lbs.	G Light Grey	
Cube: 16.5	P Putty	
Options: Front to Back Rails (LF 100)		

UPS: No Ships Fully Assembled

LF342 42" Wide 3 Drawer Lateral File with Core-Removeable Lock & Adjustable Glides



	Finish	List
Overall Max: 42W x 20D x 40H	B Black	\$1250
Drawer: 40W x 16D	C Charcoal	
Weight: 195 lbs.	G Light Grey	
Cube: 23.5	P Putty	
Options: Front to Back Rails (LF 100)		

UPS: No Ships Fully Assembled



All Metal Files, Pedestals and Storage Cabinets have achieved GREENGUARD Certification

Metal IN STOCK

LF442 42" Wide 4 Drawer Lateral File with Core-Removeable Lock & Adjustable Glides



	Finish	List
Overall Max: 42W x 20D x 52H	B Black	\$1515
Drawer: 40W x 16D	C Charcoal	
Weight: 224 lbs.	G Light Grey	
Cube: 30.4	P Putty	
Options: Front to Back Rails (LF 100)		
UPS: No	Ships Fully Assembled	

LF542 42" Wide 5 Drawer Lateral File with Core-Removeable Lock, Adjustable Glides & Top Drawer with Open Sides



	Finish	List
Overall Max: 42W x 20D x 64H	B Black	\$2065
Drawer: 40W x 16D	C Charcoal	
Weight: 285 lbs.	G Light Grey	
Cube: 37.4	P Putty	
Options: Front to Back Rails (LF 100)		
UPS: No	Ships Fully Assembled	

PTC22FF 22" Closed Top Pedestal with Casters - File/File



	Finish	List
Overall Max: 14.75W x 21.75D x 28H	B Black	\$430
Drawer: 18D	M Med Tone	
Weight: 72 lbs.	G Light Grey	
Cube: 6.2	P Putty	
Options: N/A		
UPS: No	Ships Fully Assembled	

PTO22FF 22" Open Top Pedestal with Adjustable Glides - File/File



	Finish	List
Overall Max: 14.75W x 21.75D x 27.5H	B Black	\$415
Drawer: 18D	M Med Tone	
Weight: 57 lbs.	G Light Grey	
Cube: 6.2	P Putty	
Options: Casters for Open Top Pedestal (PCASTER)		
UPS: No	Ships Fully Assembled	

PTC22BBF 22" Closed Top Pedestal with Casters - Box/Box/File



	Finish	List
Overall Max: 14.75W x 21.75D x 28H	B Black	\$430
Drawer: 18D	M Med Tone	
Weight: 75 lbs.	G Light Grey	
Cube: 6.2	P Putty	
Options: N/A		
UPS: No	Ships Fully Assembled	

PTO22BBF 22" Open Top Pedestal with Adjustable Glides - Box/Box/File



	Finish	List
Overall Max: 14.75W x 21.75D x 27.5H	B Black	\$415
Drawer: 18D	M Med Tone	
Weight: 60 lbs.	G Light Grey	
Cube: 6.2	P Putty	
Options: Casters for Open Top Pedestal (PCASTER)		
UPS: No	Ships Fully Assembled	



All Metal Files, Pedestals and Storage Cabinets have achieved GREENGUARD Certification

Metal IN STOCK

ST423618 42" High Storage Cabinet with 1 Adjustable Shelf



	Finish	List
Overall Max: 36W x 18D x 42H	B Black	\$500
	G Light Grey	
	P Putty	
Weight: 81 lbs.		
Cube: 3.7		
Options: Extra Shelves (STSHF18)		
UPS: No Assembly Required		

ST723618 72" High Storage Cabinet with 4 Adjustable Shelves



	Finish	List
Overall Max: 36W x 18D x 72H	B Black	\$725
	G Light Grey	
	P Putty	
Weight: 137 lbs.		
Cube: 6.5		
Options: Extra Shelves (STSHF18)		
UPS: No Assembly Required		

BXPMC22BF-GY Mobile File with Cushion



	Fabric	List
Overall Max: 15.6W x 21.8D x 21.9H Carton: 16.33W x 24.25D x 21.85H Weight: 44 lbs. UPS Weight: 45 lbs Cube: 5.2 COM: 1 yard	Icon Black	\$450
	Grade A	\$485
	Grade B	\$500
	Grade C	\$535
	Grade R	\$560
UPS: Yes Ships Fully Assembled		



All Metal Files, Pedestals and Storage Cabinets have achieved GREENGUARD Certification

Metal IN STOCK

Townsend

Wood Characteristics

- American Walnut veneers on horizontal and vertical surfaces
- Parquet veneer design on worksurfaces
- Book-matched veneer on vertical surfaces

Finishes

- Royal Cherry with satin polyurethane finish

Design Details

- 3" thick tops with multi-step, shaped wood edges
- Solid hardwood picture-frame molding on pedestals and modesty panels
- Shaped veneer base trim on pedestals and modesty panels
- Decorative pilaster moldings on pedestals
- Double-rosette, antique brass drawer pulls

Construction

- 3" thick tops with multi-step, shaped wood edges

- All tops and pedestals are handed (left/right)
- Metal-to-metal connection of tops to pedestals
- Quick-connect mechanical fastener connection of modesty panels to pedestals
- Two-piece false pedestal; front integrated with modesty panel; end ships with full pedestal
- Desk pedestals box/box/file; ship assembled
- Return/Credenza pedestals file/file; ship assembled
- Additional pre-assembled units: TOW12 & TOW13
- Ship in two cartons: TOW84 72" Hutch & TOW59 48" Round Table

Features

- Integrated, felt-lined center drawer on all desk tops
- Keyboard Tray included with all bridges, returns and double pedestal credenzas
- Matching drawer interiors
- Felt-lined box drawers
- Full-extension file drawers with legal/letter filing

- Single-key locking located on inside of pedestals; front-locking lateral file and storage cabinet
- Wire management on tops and modesty panels of returns, bridge and credenzas
- Vertical heights 75" (30"H worksurfaces; 45"H hutches)
- Bookcase features 1" thick shelves; 4 adjustable, 2 fixed
- Hutch cabinets include 2 adjustable shelves and wood-frame glass door
- Hutch shelves are adjustable, 3 positions within a 5" range
- Hutch includes wire passage at worksurface and light valance
- Open Hutch fits both lateral file and storage cabinet

Mendocino

Wood Characteristics

- Select hardwood veneers book-matched
- Contrasting veneer inlay
- Contrasting dark-finish reveal on pedestals, worksurfaces and hutches
- Multistep, reverse-bevel hardwood edge design with fingerjoint corners
- Coordinating veneer vertical surfaces

Finishes

- Satin Cherry over cherry veneers
- High-gloss polyester over maple veneers
- High-gloss polyester over hardwood veneers

Design Details

- Shaped, floor-level wood trim on all pedestals
- Metal drawer pulls in brushed nickel

Construction

- Mendocino features 1 11/16" tops and 3/4" modesty panels.
- Metal-to-metal connection of tops and pedestals
- False pedestals required in connection corners of L and U shape configurations
- All pedestals ship assembled
- Additional pre-assembled units include MEN10, 12, 13, 84 & 100

Office

- Legal-width drawers on 72" & 84" desks
- Pedestals include single-key locking, pre-

installed filing hardware for legal/letter filing and full-extension, ball-bearing drawer slides

- False pedestals required in connection corners of L and U shape configurations
- 79" vertical storage heights
- Center drawer & keyboard tray

Conference

- Racetrack tables 8', 10' & 12' with 1 1/8" thick tops and half-cylinder bases
- 48" Round table with full-cylinder base
- Bases feature floor-level wood trim

Reception

- Reception Main (MEN127) designed to fit 72x36 rectangular desk (MEN01)
- Reception Return (MEN128) designed to fit 48x24 return (MEN45)

Kenwood

Wood Characteristics

- Select hardwood veneers book-matched
- Light cherry over cherry veneer
- Mahogany over hardwood veneer
- Coordinating veneer vertical surfaces

Design Details

- Fluted wood edges
- Common grain direction on tops of all components of L and U workstations
- Coordinating drawer interiors
- All-metal drawer pulls

Construction

- Kenwood features 1-1/8" tops; 1" end panels; 5/8" modesty panels

- All desk, return, bridge and credenza shells assemble with metal fasteners
- Pedestals ship assembled
- Additional pre-assembled units include KEN-10, 12, 52 & 100

Office

- Contour shapes include P-top and bullet desks; curved corner desks and credenzas; tables
- P-top desks, curved corner desks and credenzas are handed (left/right); plan accordingly
- Returns/bridges 36", 42" & 48" widths
- Lateral file and combo file pedestals
- Pedestals include single-key locking, five-sided drawer boxes, pre-installed filing hardware for legal/letter filing and full-extension, ball-bearing drawer slides
- Center drawer & keyboard tray

Conference

- Racetrack tables 6', 8', 10', 12' & 14' with 1-1/8" thick tops and half-cylinder bases
- 42" & 48" Round tables with full-cylinder base
- Complementing presentation board, conference credenza, etc.

Reception

- Reception desk and return feature 41" high end and modesty panels
- Reception desk includes bow front transaction counter
- Optional return transaction counter (KEN124)

Sonoma

Wood Characteristics

- Select hardwood veneers book-matched
- Solid hardwood edges
- Cherry finish with medium sheen

Design Details

- Radius wood edges on tops and modesty panels
- Compound radius corners on tops
- Common grain direction on tops of all components of L and U workstations
- Fingerpull design drawer fronts
- Coordinating wood drawer interiors

Construction

- Sonoma features 1-1/8" tops and end panels; 5/8" modesty panels

- All shells assemble with metal fasteners
- Pedestals ship assembled
- Additional pre-assembled units include SON-10, 12, 52, 100, 108 & 109

Office

- Contour shapes include P-top and bullet desks; curved corner desks and credenzas; tables
- P-top desks, curved corner desks and credenzas are handed (left/right); plan accordingly
- Returns/bridges 36", 42" and 48" widths
- Lateral file and combo file pedestals
- Pedestals include single-key locking, five-sided drawer boxes, pre-installed filing hardware for legal/letter filing and full-extension, ball-bearing drawer slides

- 2, 3 and 4-drawer lateral files with pre-installed metal filing hardware and anti-tilt feature
- Center drawer & keyboard tray

Conference

- Racetrack tables 6', 8', 10', 12' & 14' with 2"-thick tops and half-cylinder bases
- 42" & 48" Round tables with full-cylinder base
- Complementing presentation board, conference credenza, etc.

Reception

- Reception desk and return feature 41" high end and modesty panels
- Reception desk includes bow front transaction counter
- Optional return transaction counter (SON124)

Napa

Materials

- Scratch-resistant, textured thermally fused laminate surfaces with particleboard core
- Impact-resistant 3mm PVC edges
- Cherry, Mahogany, Espresso & Fog/Charcoal Grey
- Has achieved Greenguard Certification
- ANSI/BIFMA standards

Design Details

- Tri-groove edge design
- Metal pulls
- Full or 3/4 height hanging pedestals
- Matching drawer interiors

Construction

- Napa features 1-1/8" tops and end panels; 5/8" modesty panels

- All desk, return, bridge and credenza shells assemble with metal fasteners
- Pedestals ship assembled Additional pre-assembled units include NAP10, 12, 100, 109, 152, WM36 & WM48

Office

- Contour shaped worksurfaces: bullet desk; curved corner bullet desks; curved corner bow front desks; and curved corner credenzas
- All curved corner desks and credenzas are handed (left/right); plan accordingly
- Returns/bridges 36", 42" & 48" widths
- Wire management grommets on all worksurfaces
- Pedestals include single-key locking, five-sided drawer boxes, pre-installed filing hardware for legal/letter filing and full-extension, ball-bearing drawer slides
- Combo file pedestal available

- 2 and 4-drawer lateral files with pre-installed metal filing hardware and anti-tilt feature
- Center drawer & keyboard tray

Conference

- Racetrack tables 6', 8', 10' & 12'
- 42" & 47" Round tables with X base
- All tables with 1.5"-thick tops and legs
- Complementing presentation board and storage cabinet

Reception

- Reception desk and return feature 41" high end and modesty panels
- Reception desk includes bow front transaction counter

Lodi

Wood Characteristics

- Scratch-resistant, thermally fused laminate surfaces
- Impact-resistant PVC edges
- Urban Walnut with wood-grain embossed finish
- Cherry and Espresso matching laminate to Napa

Design Details

- Tri-groove reeded edge design
- Black metal pulls standard; optional metallic pulls (NAP-PM)
- Black grommets standard; optional metallic grommets (NAP-GM)
- Matching drawer interiors
- Hutch with choice of glass/aluminum, glass/wood or all-wood doors

Construction

- 1"-thick tops with 3mm PVC edgebanding
- 3/4"-thick end panels and 5/8"-thick modesty panels

- 3/4 modesty panels and pedestals
- All desk, return, bridge and credenza shells assemble with metal fasteners
- Pedestal ships assembled; screw into end panel and top

Features

- All desks, returns, bridges and credenzas can be installed left or right
- 60" wide desk, credenza and open hutch address smaller office applications
- Wire management standard on worksurfaces
- Hutches with integrated 2" cord-drop at base of back panels
- 3/4 pedestals include single-key locking, five-sided drawers, pre-installed metal filing hardware and full-extension, ball-bearing file drawers
- Napa fixed and mobile pedestals in Cherry, Espresso and solid charcoal fit Lodi Desk Shells

Lodi Complimentary Items

Reference the Lodi Complimentary Items page of the Price List for items built with Napa specifications and matching laminates.

- Conference tables feature 1.5"-thick tops and legs
- All other units feature 1-1/8"-thick tops and end panels
- Select conference and reception furnishings, wall-mount overheads and several accessories:
 - NAPTB-3 Tackboard fits LOD41, LOD42 & LOD44 hutches
 - NAP14 Keyboard Tray
 - NAP15 Center Drawer
 - LK1-GC Replacement Lock Cores; KM-GC master and KC-GC change keys

Pace

Materials

- Scratch-resistant, textured thermally fused laminate surfaces with particleboard core
- Impact-resistant 3mm PVC edges

Design Details

- Mahogany & Fog/Charcoal Grey laminates with smooth PVC edges

- T-Arc and Post Legs with Black or Metallic powdercoat finish
- Optional modesty panels

Construction

- 1-1/8" tops and 5/8" modesty panels with metal inserts
- All components sold and packed/shipped individually

Training/Class/Computer

- 4', 5' & 6' tops @ 24" deep
- All tops feature metal inserts for Leg and Modesty Panel attachment
- Legs ship with levelers; optional casters available

Training Tables Folding/Nesting

Materials

- Scratch-resistant, thermally fused laminate surfaces
- Impact-resistant 2mm PVC edges
- Metal frame with powdercoat finish

Design Details

- Cherry, Mahogany, Maple & Grey tops with matching smooth edgebanding
- Cherry, Mahogany & Maple match Napa casegoods
- Titanium & Black frames

- Modesty panel with decorative dot pattern
- 4', 5' & 6' x 24"D tables

Construction

- 1" tops with 2mm PVC edgebanding
- Tops and Frames sold/packed/shipped separately
- Simple assembly required
- 2.5" easy-roll, locking casters

Metal Desk

Materials

- High-pressure laminate worksurfaces with particleboard core
- 2mm thick Black edges
- Heavy-duty steel chassis with Black powdercoat finish
- Has achieved Greenguard Certification
- ANSI/BIFMA standards

Design Details

- Radius corner worksurfaces in Cherry or Grey Nebula
- Square corner worksurfaces in Cherry
- Full-end-panel design bases

Pedestal Features

- Full-width integrated pull design for easy grasp; matches OSP metal lateral files and mobile pedestals
- Core-removable locking
- Full-extension drawer slides
- Steel ball-bearing drawer slides for smooth, quiet operation
- Drop-in front-to-back Letter filing

Additional Features

- Desk and return are non-handed (can assemble left or right)
- Wire management grommets included on worksurfaces

- Hutch is all-metal construction with simple assembly
- Center drawer & keyboard tray

Construction

- Base components are built with square-tube ends and steel center panels with double-bend construction at top and bottom for enhanced rigidity and structural strength
- Pedestals ship assembled and are structural components
- Tops assemble to bases with wood screws



Square Corner Tops
CHY Cherry



Radius Corner Tops
CHY Cherry
GNB Grey Nebula (shown)



Overhead Hutch Doors feature ball-bearing slides and retract above the overhead for full access to storage area.



available fabrics



available fabrics

unmatched selection



custom fabric program | Choices in Fabric. Wherever chairs are identified with our CF graphic, you have hundreds of choices in fabric. Solids, patterns and textures. Simple and complex. Vinyls. Hospitality/healthcare-safe performance fabrics. Recycled selections. Choices for every environment. Many are IN STOCK. You can also choose C.O.M. (customer's own material). Digital representations of fabrics are available at www.officestar.net/fabrics



recycled fabric (page 174) | **100% Recycled.** Wherever chairs are identified with our CF graphic, you can select 100% recycled polyester fabrics from our Champagne, Elements and Ladders collections. All surpass 50K - 100 double-rub durability testing as well as CAL 117, NFPA 260 and UFAC Class 1 flammability standards. So you can protect your immediate environment as well as our planet. That's big-picture thinking. Digital representations of fabrics are available at www.officestar.net/fabrics

A | grade fabric

NEW Fun Colors



-3 | Black



-6 | Green



-7 | Blue



-9 | Red




-261 | Pink



-512 | Purple

• contents 100% polyester • flammability CAL117•

Colored Mesh



5811 | Steel



5812 | Rouge



5819 | Violet



5877 | Sky



5879 | Olive




5881 | Jade


Dove

• contents 100% polyester, 30% cotton • surface abrasion 70,000 double rubs (Wyzenbeek), 35,000 double rubs (Martindale) •
 • lightfastness 40 hours, Class 4 (AATCC Test Method 16E) • colorfastness Wet - Class 4.5, Dry - Class 4 (AATCC Test Method 8) •
 • flammability Cal. 117, Section E, CS-191-53, Class 1 BIFMA FF1-78, NFPA 260-1989, UFAC, Class 1, B.S. 5852 Part 1: 1979 Ignition Source 0, Smouldering Cigarette •

Dillon (antimicrobial)



-21R100 | Lipstick



-21R101 | Snow



-21R102 | Java



-21R103 | Stratus



-21R104 | Buff



-21R105 | Blue



-21R106 | Sage



-21R107 | Black

• contents 100% polyurethane back 70% polyester, 30% cotton • surface abrasion 200,000+ cycles • treatments N/A •
 • break strength warp 130 lbs, weft 120 lbs • flammability CA Tech Bull. 117, Section E UFAC Class 1 NFPA 260 Class 1 •

*Due to differences in dye batches and variations in printing as well as viewing environments and uneven color fading there will be slight variations in color. Exact matching may not be possible.

Gavotte



-894 | Blue



-895 | Grey



-896 | Taupe



-897 | Burgundy

- **contents** 100% polyester • **surface abrasion** 30,000 cycles (cotton duck) •
- **break strength** warp 96 lbs, fill 99 lbs • **flammability** CA Tech Bull. 117, Section E • **treatments** N/A •

Festival



-301 | Sangria




-302 | Blue Star



-303 | Dk. Pewter




-304 | Midnight Blue




-350 | Lt. Grey

- **contents** 100% polyester • **surface abrasion** 30,000 double rubs • **break strength** warp 75 lbs, fill 150 lbs •
- **flammability** CA Tech Bull. 117, Section E UFAC Class 1 NFPA 260 • **treatments** **BLOCKaide**™ a soil and stain repellent finish •

Interlink



-104 | Ink Blue




-106 | Laguna



-107 | Flint



-108 | Autumn



-105 | Garnet

- **contents** 100% Olefin backing: latex • **surface abrasion** 30,000+ double rubs • **break strength** warp 100 lbs, fill 125 lbs •
- **flammability** CA Tech Bull. 117, Section E UFAC Class 1 BIFMA, Class 1 • **treatments** **BLOCKaide**™ a soil and stain repellent finish •

*Due to differences in dye batches and variations in printing as well as viewing environments and uneven color fading there will be slight variations in color. Exact matching may not be possible.

Legend



-351 | Ebony



-353 | Merlot



-354 | Royal

- **contents** 100% polyester • **surface abrasion** 75,000 double rubs (Wyzenbeek), 35,000 double rubs (Martindale) •
- **break strength** ASTM D5034-1995 WARP 257.3 lbs, WEFT 179.6 lbs. •
- **flammability** CA 117, Section E CS-191-53, Class 1; BIFMA FF1-78; NFPA 260-1989; UFAC, Class 1; B.S. 5852 Part 1: 1979 Ignition Source 0 Smouldering Cigarette • **treatments** soil and stain repellent finish •

Icon



-225 | Navy



-226 | Grey



-227 | Burgundy



-231 | Black



-232 | Taupe

- **contents** 100% polyester • **surface abrasion** 400,000 double rubs (Wyzenbeek ASTM-D-4157) •
- **break strength** warp 150 lbs, fill 88 lbs • **flammability** CA Tech Bull. 117, Section E BIFMA FF-1-78 NFPA 260-1989 UFAC, Class 1 •
- **treatments** ASR2000™ a soil and stain repellent finish •

Diamond




-296 | Blue Galaxy



-294 | Gold Dust



-295 | Shale



-297 | Jet



-298 | Wine

- **contents** 100% polyester • **surface abrasion** 50,000 double rubs • **break strength** warp 300 lbs, fill 300 lbs •
- **flammability** CA Tech Bull. 117, Section E UFAC Class 1 NFPA 260 • **treatments** N/A •

*Due to differences in dye batches and variations in printing as well as viewing environments and uneven color fading there will be slight variations in color. Exact matching may not be possible.

FreeFlex® Fabric | “Comfort You Remember”

Introducing an innovative free-flex upholstery cover providing unmatched comfort. Featuring multi-directional stretching, this 100% polyester material form-fits cushions while allowing the foam to flex more than other upholstery materials. With this heightened stretch-and-return capability, FreeFlex® also contours to an individual's shape and weight for truly individualized comfort. There's no sacrifice in durability; FreeFlex® passes 70K double rubs in Wyzenbek abrasion resistance testing.



-24 | Ember



-25 | Carbon




-26 | Azul



-27 | Camel



-29 | Olive



-30 | Coal

- **contents** 100% polyester • **surface abrasion** 50,000 double rubs (Wyzenbeek), 25,000 double rubs (Martindale) •
- **lightfastness** 20 hours, Class 4.5 (AATCC Test Method 16E) • **colorfastness** Wet - Class 4.5, Dry - Class 4.5 (AATCC Test Method 8) •
- **flammability** CA Tech Bull. 117, Section E •

*Due to differences in dye batches and variations in printing as well as viewing environments and uneven color fading there will be slight variations in color. Exact matching may not be possible.

NEW Fine Tune



-K100 | Luna



-K101 | Onyx



-K102 | Ash



-K103 | Herb



-K104 | Cocoa



-K105 | Tangelo

• **contents** 100% polyester • **surface abrasion** 40,000 double rubs •
• **break strength** WARP 80 lbs, Fill 65 lbs • **flammability** CA Tech Bull. 117, Section E UFAC Class 1 NFPA 260 • **treatments** N/A •

NEW City Park




-K106 | Birch



-K107 | Domino



-K108 | Steely



-K109 | Kiwi



-K110 | Walnut




-K111 | Marigold


• **contents** 100% polyester • **surface abrasion** 50,000 double rubs • **break strength** warp 90 lbs, fill 76 lbs •
• **flammability** CA Tech Bull. 117, Section E UFAC Class 1 NFPA 260 • **treatments** N/A •

*Due to differences in dye batches and variations in printing as well as viewing environments and uneven color fading there will be slight variations in color. Exact matching may not be possible.

Lifesaver




-21R591 | Crème




-21R592 | Orangée



-21R593 | Rouge



-21R594 | Bleu



-21R595 | Brun

- **contents** 8% post-consumer recycled polyester, 92% pre-consumer recycled polyester •
- **surface abrasion** 40,000+ double rubs min (cotton duck) •
- **flammability** CA Tech. Bull 117, Section E, NFPA 260 Class 1 • **treatments** Scotchgard™ •

Crave



-318 | Ruby



-316 | Khaki/Taupe



-363 | Black Triangle



-317 | Midnight Blue



-319 | Moss



-320 | Charcoal/Graphite

- **contents** 65% cotton / 35% polyester • **surface abrasion** 30,000 double rubs • **break strength** Warp 50 lbs. Fill 50 lbs. •
- **flammability** BIFMA X5.7 CA Tech. Bull 117, Section E • **treatments** stain repellent Superclear .5 oz. •

*Due to differences in dye batches and variations in printing as well as viewing environments and uneven color fading there will be slight variations in color. Exact matching may not be possible.


Transport



-216 | Tuxedo




-217 | Ash



-218 | Inferno



-220 | Nugget



-214 | Ivy



-215 | Rapids

- **contents** 58% polypropylene / 42% recycled polyester • **surface abrasion** 30,000 double rubs •
- **break strength** Warp 125 lbs. Fill 150 lbs. • **flammability** CA Tech. Bull 117, Section E UFAC Class 1, NFPA 260 Class 1 •
- **treatments** BLOCKaide™ a soil and stain repellent finish •

Animal Print



-237 | Zebra



-243 | Palomino



-245 | Bobcat

- **contents** Face: 100% polyester, substrate: 65% polyester, 35% cotton • **surface abrasion** 15,000 heavy duty •
- **break strength** Warp 68 lbs. Fill 64 lbs. • **flammability** UFAC Class 1, MVSS 302 Cal. 117, Section E •
- **treatments** mineral initial oil, abraded oil, water •

Capretto



Jet Black



Brown

Capretto has been discontinued for 2014.
Please refer to Grade A Dillon as a substitute.

*Due to differences in dye batches and variations in printing as well as viewing environments and uneven color fading there will be slight variations in color. Exact matching may not be possible.

unbeatable **service**

grade | **B**
fabric

Pleasure Suede



-307 | Sage



-308 | Stone



-311 | Wine



-313 | Earth

- **contents** 100% polyester • **surface abrasion** 30,000 double rubs • **break strength** Warp 75 lbs. Fill 75 lbs. •
- **flammability** CA Tech. Bull 117, Section E NFPA 260 Class 1, UFAC Class 1, BIFMA Class 1 • **treatments** N/A •

Trinket



-75 | Charcoal Onyx



-76 | Sandstone



-78 | Cadet



-80 | Ebony



-74 | Cabernet

- **contents** Face: 58% polyester / 42% acrylic Backing: 100% acrylic • **surface abrasion** heavy duty 45,000 cycles •
- **break strength** Warp 73 lbs. Fill 50 lbs. • **flammability** CA 191-53 Tech. Bull 117, Section E UFAC Class 1 •
- **treatments** Teflon™ fabric protector only by DuPont® (Teflon™ is a registered trademark of DuPont®. Only DuPont® makes Teflon™) •


Brackle



-397 | Merlot



-315 | Charcoal



-396 | Copper



-398 | Sage




-399 | Blue

- **contents** 100% recycled polyester • **surface abrasion** 30,000 double rubs • **break strength** warp 150 lbs, fill 100 lbs •
- **flammability** CA Tech Bull. 117, Section E UFAC Class 1 NFPA 260 • **treatments** **BLOCKaide**™ a soil and stain repellent finish •

*Due to differences in dye batches and variations in printing as well as viewing environments and uneven color fading there will be slight variations in color. Exact matching may not be possible.

Ratio



-942 | Sapphire



-943 | Hickory




-944 | Sage



-945 | Port



-946 | Storm



-947 | Night



-948 | Lapis

- **contents** 100% polyester • **surface abrasion** 100,000 double rubs (cotton duck) • **break strength** warp 72 lbs, fill 62 lbs •
- **flammability** CA Tech Bull. 117, Section E UFAC, Class 1 NFPA 260 • **treatments** soil & stain repellent finish •

Marquis



-21R506 | Pearl



-21R507 | Onyx



-21R508 | Aquamarine



-21R509 | Peridot



-21R510 | Amethyst



-21R511 | Smoky Quartz

- **contents** 59% pre-consumer recycled polyester, 34% polyester, 7% post-consumer recycled polyester •
- **surface abrasion** 39,000 double rubs (cotton duck) • **break strength** Warp 100 lbs. Fill 100 lbs •
- **flammability** CA Tech. Bull 117, NFPA 260 Class 1 • **treatments** soil and stain repellent finish •

*Due to differences in dye batches and variations in printing as well as viewing environments and uneven color fading there will be slight variations in color. Exact matching may not be possible.



-921 | Pesto



-922 | Adrift




-923 | Sizzle



-920 | Offshore



-924 | Bronze




-925 | Oxide




-926 | Admiral

- **contents** 100% polyester • **surface abrasion** 102,000 double rubs (cotton duck) • **break strength** warp 237 lbs, fill 284 lbs •
- **flammability** CA Tech Bull. 117, Section E UFAC, Class 1 ASTM E84-87 • **treatments** soil & stain repellent finish •

Mime



-941 | Pewter



-935 | Ember



-936 | Twig



-937 | Winery



-938 | Palm



-939 | Azure



-940 | Cocoa

- **contents** 100% polyester • **surface abrasion** 51,000 double rubs (cotton duck) • **break strength** warp 209 lbs, fill 248 lbs •
- **flammability** CA Tech Bull. 117, Section E UFAC, Class 1 NFPA 260, ASTM E84-87 • **treatments** soil & stain repellent finish •

*Due to differences in dye batches and variations in printing as well as viewing environments and uneven color fading there will be slight variations in color. Exact matching may not be possible.

Recycled Fabric



100% Recycled. Wherever chairs are identified with our CF graphic, you can select 100% recycled polyester fabrics from our Champagne, Elements and Ladders collections. All surpass 100,000 double-rub durability testing as well as CAL 117, NFPA 260 and UFAC Class 1 flammability standards. So you can protect your immediate environment as well as our planet. That's big-picture thinking. See your choices at www.officestart.net/fabrics

Champagne



-930 | Truffle



-931 | Corkscrew



-932 | Fizz



-933 | Muscat



-934 | Chablis

- **contents** 100% recycled polyester • **surface abrasion** 100,000 double rubs (cotton duck) •
- **break strength** min warp 250 lbs, min fill 250 lbs •
- **flammability** CA Tech Bull. 117, Section E UFAC Class 1 NFPA 260 Class 1 • **treatments** N/A •

Element



-899 | Smoke



-900 | Putty



-901 | Plum



-902 | Sapphire



-903 | Earth

- **contents** 100% recycled polyester • **surface abrasion** 130,000+ double rubs • **break strength** min warp 100 lbs, min fill 100 lbs •
- **flammability** CA Tech Bull. 117, Section E UFAC Class 1 NFPA 260 Class 1 • **treatments** N/A •

*Due to differences in dye batches and variations in printing as well as viewing environments and uneven color fading there will be slight variations in color. Exact matching may not be possible.

General Information

Terms of Sale: Net 30 days to firms who have established satisfactory credit; otherwise, payment in advance will be required. Past due accounts are subject to a finance charge of 1 1/2 % per month or 18% per annum.

Shipping Information: F. O. B. FACTORY

TITLE OF GOODS passes to purchaser and our responsibility ceases when shipment is accepted for transportation by any carrier from our factory. Carrier routing will be established by our Traffic Department if not indicated on purchaser's order. All shipments will be on a COLLECT basis unless otherwise instructed on order. If shipment is received damaged, note damage on carrier freight bill at time of acceptance and file claim for appropriate damages from the carrier. Concealed damage must be reported to the transportation company within 15 days from the date of delivery. All damaged merchandise claims must be filed directly with the delivering carrier.

Returned Goods: Returned merchandise will not be accepted unless authorized in writing prior to return; ship freight prepaid, in original carton, and if applicable, will be subject to a restocking charge of 20%.

C.O.M. FABRIC: Customers own material. Cost: "B" grade pricing. Fabric shipped pre-paid to Office Star Products. Customers own material is not warranted. C.O.M. Form must accompany fabric or order.

Note: COM orders are custom, and therefore, not subject to return.

Order Changes and Cancellations: Due to expedited shipping schedules, Office Star Products must limit customer changes and cancellations. A restocking charge of 20% will be invoiced for any product cancelled or changed after production has begun. Production normally begins 72 hours after receipt of order.

SPECIFICATIONS ARE SUBJECT TO CHANGE DUE TO MANUFACTURING IMPROVEMENTS. ALL MODELS SHIP RTA (READY-TO-ASSEMBLE) UNLESS OTHERWISE NOTED. ALL MEASUREMENTS AND WEIGHTS ARE NOMINAL UPS WEIGHT IS THE DIMENSIONAL BILLING WEIGHT FOR UPS SHIPPING

TO MAKE A WARRANTY CLAIM

Contact Parts Department via E-mail parts@officestar.net, by Fax 1-909-930-5629, or toll free parts number 1-800-950-7262, Monday through Friday 8:00 a.m. - 5:00 p.m. Pacific Time. Provide model number and description of the problem and obtain confirmation number. At its option, Office Star Products will:

- a. Supply compatible components of current manufacture.
- b. Repair the customer's component.

It is the customer's responsibility to prepay freight on any components returned to the factory. Return freight on components covered by warranty will be paid by Office Star Products.

Care and Cleaning:

- Vacuum or brush fabrics at least once a week. Protect from glaring sunlight.
- Use a damp cloth to clean other surface areas.
- Check screws for tightness, clean and lubricate moving parts such as chair controls and casters every three months.

Please Note:

Due to differences in dye batches and variations in printing as well as viewing environments and uneven color fading, there will be slight variations in color. Exact matching may not be possible.

S P A C E[®]
S E A T I N G

solutions for every atmosphere

SPACE LIMITED WARRANTY

Space chairs are warranted from the date of purchase against failure due to material and workmanship as follows:

- Lifetime on component Parts Including pneumatic cylinder, control mechanism, base and casters.
- 3 Years on upholstery fabric and foam against wear and deterioration
- Leather is not warranted against routine scratching and scuffing, as leather is subject to minor blemishes in use

All warranties are limited to the original purchaser for normal commercial usage defined as a standard forty hour work week by persons weighing 250 lbs. or less. The 63-37A773HM, 75-7A773, 75-37A773, 75-47A773 and 839-11B35WA are for persons weighing 400 lbs. or less, the 818 & select 829's with self-adjusting mechanism are 300 lbs. or less and the 15-37A720D is 325 lbs. or less. This warranty will not cover labor, freight or damage from misuse, abuse, negligence, alteration, accident, vandalism, rusting, acts of nature or any other event beyond the control of Office Star Products. The warranty does not cover cosmetic damage that may result from normal use. Liability for incidental or consequential damages is excluded. The user assumes all risk of injury resulting from use of this product. When usage is more than 40 hours per week, a five year warranty on all parts applies. Fabric is warranted for one year. This warranty gives you specific legal rights, and you may also have other rights which vary from state to state

All Space chairs meet or exceed ANSI BIFMA standards.

It is the customer's responsibility to prepay freight on any components returned to the factory. Return freight on components covered by warranty will be paid by Office Star Products.



Limited Product Warranty

OSP Furniture includes office casegoods, metal filing/storage, reception/lounge and wood seating manufactured for quality and durability. These products are warranted from the original purchase date and to the original purchaser for normal commercial usage – defined as a standard forty-hour work week and by persons weighing 250 lbs. or less -- according to the below-listed schedule and limitations.

Casegoods

- 10 years against failure due to materials and workmanship
- Laminate finishes are covered for a period of 5 years
- Veneer finishes are covered for a period of 3 years
- Electrical components are not covered by this warranty

Metal Filing/Storage

- Limited lifetime warranty

Reception, Wood Guest and Lounge Seating

- 5 years structural integrity of frame
- 3 years on seating wood finishes
- 3 years on upholstery fabric and Foam against wear and deterioration (except leather)
- Leather is not warranted against routine scratching and scuffing, as leather is subject to minor blemishes in use. Minor variations in color, texture and grain are a natural part of leather hides, and therefore, are not covered by this warranty.
- C.O.M. Fabrics are not warranted by Office Star Furniture

Grain, color and finishes

Variation of grain and color are natural, inherent characteristics of wood, a living material. This variation is part of the beauty of real wood and anticipated in wood veneer furnishings. Therefore, OSP Furniture is not warranted to match in grain or color or texture. It is a natural phenomenon for wood grain to change in color as it ages, and wood finishes are not warranted for color-fastness.

Warranty Exclusions

This warranty will not cover labor, freight, or damage from misuse, abuse, negligence, alteration, assembly, installation, attachments, accident, vandalism, acts of nature or any other event beyond the control of Office Star Products. The warranty does not cover cosmetic damage that may result from normal use. Liability for incidental or consequential damage is excluded. The user assumes all risk of injury resulting from use of this product.

This warranty applies only to products purchased through authorized OSP Furniture dealers and products sold within the United States of America and the Commonwealth of Canada. This warranty does not apply to products used for rental purposes. This warranty gives you specific legal rights, and you may also have other rights which vary from state to state.

HOSPITALITY SEATING LIMITED WARRANTY

Hospitality chairs are warranted from the date of purchase against failure due to material and workmanship as follows:

- Lifetime on component Parts Including pneumatic cylinder, control mechanism, base and casters.
- 3 Years on upholstery fabric and foam against wear and deterioration.
- Leather is not warranted against routine scratching and scuffing, as leather is subject to minor blemishes in use.

All warranties are limited to the original purchaser for normal commercial usage defined as a standard forty hour work week by persons weighing 250 lbs. or less. This warranty will not cover labor, freight or damage from misuse, abuse, negligence, alteration, accident, vandalism, rusting, acts of nature or any other event beyond the control of Office Star Products. The warranty does not cover cosmetic damage that may result from normal use. Liability for incidental or consequential damages is excluded. The user assumes all risk of injury resulting from use of this product. When usage is more than 40 hours per week, a five year warranty on all parts applies. Fabric is warranted for one year. This warranty gives you specific legal rights, and you may also have other rights which vary from state to state.

It is the customer's responsibility to prepay freight on any components returned to the factory. Return freight on components covered by warranty will be paid by Office Star Products.



Lounge, Hospitality and Casegoods General Information

Terms of Sale: Net 30 days to firms who have established satisfactory credit: otherwise, payment in advance will be required. Past due accounts are subject to a finance charge of 1 1/2 % per month or 18% per annum.

Shipping Information: F. O. B. FACTORY

TITLE OF GOODS passes to purchaser and Office Star products' responsibility ceases when shipment is accepted for transportation by any carrier from our factory. Carrier routing will be established by our Traffic Department if not indicated on purchaser's order. All shipments will be on a COLLECT basis unless otherwise instructed on order.

Receiving Instructions:

If shipment is received damaged, note damage on freight bill at time of acceptance and file claim for appropriate damages from the carrier. Be certain to also inspect for proper quantity of pallets/cartons and visible damage to cartons that may be evidence of concealed damage -- be certain all notations are made on original freight bill prior to signing. Concealed damage must be reported to the transportation company, in writing, within 15 days from the date of delivery. **Therefore, open all cartons and inspect product immediately upon receipt.** All damaged merchandise claims must be filed directly with the delivering carrier.

Returned Goods: Returned merchandise will not be accepted unless authorized, in writing, prior to return. Any returned goods must be shipped freight pre-paid; in original cartons and in original like-new condition; and, if applicable, subject to a 20% restocking charge.

C.O.M. Customers Own Material. Cost: "B" grade pricing. Fabric shipped pre-paid to Office Star Products. Customers own material is not warranted. C.O.M. Form must accompany fabric or order.

Order Changes and Cancellations: Due to expedited shipping schedules, Office Star Products must limit customer changes and cancellations. A restocking charge of 20% will be invoiced for any product cancelled or changed after production has begun. Production normally begins 72 hours after receipt of order.

SPECIFICATIONS ARE SUBJECT TO CHANGE DUE TO MANUFACTURING IMPROVEMENTS

ALL MODELS SHIP KD (KNOCKED DOWN) UNLESS OTHERWISE NOTED.

pro·line II *Pro-Line II Warranty*

PROLINE II LIMITED WARRANTY

ProLine II chairs are warranted from the date of purchase against failure due to material and workmanship as follows:

- Lifetime on component parts including pneumatic cylinder, control mechanism, base and casters.
- 3 Years on upholstery fabric and foam against wear and deterioration.
- Leather is not warranted against routine scratching and scuffing, as leather is subject to minor blemishes in use.

Elite chairs (54666) are warranted from the date of purchase against failure due to material and workmanship as follows:

- 5 Years on component Parts Including pneumatic cylinder, control mechanism, base and casters.
- 2 Years on upholstery fabric and foam against wear and deterioration.

ProLine II Desks are warranted from the date of purchase against failure due to material and workmanship as follows:

- Prado Collection = 5 Years
- Horizon Desking & Wood Conference (CT) Tables = 3 Years

Grain, color and finishes

Variation of grain and color are natural, inherent characteristics of wood, a living material. This variation is part of the beauty of real wood and anticipated in wood veneer furnishings. Therefore, Proline II furniture is not warranted to match in grain or color or texture. It is a natural phenomenon for wood grain to change in color as it ages, and wood finishes are not warranted for colorfastness.

All warranties are limited to the original purchaser for normal commercial usage defined as a standard forty hour work week by persons weighing 250 lbs. or less. The 54666 is for persons weighing 300 lbs. or less. The 7103M, 7602R, 7605R, 7600R, 81108, 81308 & 81608 are for persons weighing 400 lbs. or less. This warranty will not cover labor, freight or damage from misuse, abuse, negligence, alteration, accident, vandalism, rusting, acts of nature or any other event beyond the control of Office Star Products. The warranty does not cover cosmetic damage that may result from normal use. Liability for incidental or consequential damages is excluded. The user assumes all risk of injury resulting from use of this product. When usage is more than 40 hours per week, a five year warranty on all parts applies. Fabric is warranted for one year. This warranty gives you specific legal rights, and you may also have other rights which vary from state to state.

All ProLine II chairs meet or exceed ANSI BIFMA standards.



WORK SMART LIMITED WARRANTY

Work Smart chairs are warranted from the date of purchase against failure due to material and workmanship as follows:

- 15 Years on all non-moving metal parts.
- 5 Years on component parts including Control mechanisms, pneumatic cylinders, wood, plastic parts, base and casters.
- 3 Years on upholstery fabric and foam against wear and deterioration.
- Leather is not warranted against routine scratching and scuffing, as leather is subject to minor blemishes in use.

All warranties are limited to the original purchaser for normal commercial usage defined as a standard forty hour work week by persons weighing 250 lbs. or less. The EX1098, EC1283C & ECH12801 are for persons weighing 350 lbs. or less. This warranty will not cover labor, freight or damage from misuse, abuse, negligence, alteration, accident, vandalism, rusting, acts of nature or any other event beyond the control of Office Star Products. The warranty does not cover cosmetic damage that may result from normal use. Liability for incidental or consequential damages is excluded. The user assumes all risk of injury resulting from use of this product. When usage is more than 40 hours per week, a two year warranty on all parts applies. Fabric is warranted for one year. This warranty gives you specific legal rights, and you may also have other rights which vary from state to state.

All Work Smart chairs are built to meet or exceed ANSI BIFMA standards.

◆ GENERAL CHAIR WARRANTY

Office Star General chairs are warranted from the date of purchase against failure due to material and workmanship as follows:

- 2 Years on all non-moving metal parts.
- 1 Year on component parts including Control mechanisms, pneumatic cylinders, wood, plastic parts, base and casters.
- 1 Year on upholstery fabric and foam against wear and deterioration.
- We cannot warrant leather against routine scratching and scuffing, as all leather is subject to minor blemishes in use.

All warranties are limited to the original purchaser for normal Residential usage by persons weighing 200 lbs. or less. This warranty will not cover labor, freight or damage from misuse, abuse, negligence, alteration, accident, vandalism, rusting, acts of nature or any other event beyond the control of Office Star Products. The warranty does not cover cosmetic damage that may result from normal use. Liability for incidental or consequential damages is excluded. The user assumes all risk of injury resulting from use of this product. This warranty gives you specific legal rights, and you may also have other rights which vary from state to state.

Office Star Reception Tables are warranted from the date of purchase against failure due to material and workmanship as follows:

- 5 Years on Structural integrity.
- 3 Years on wood finishes.

Office Star Reception Seating is warranted from the date of purchase against failure due to material and workmanship as follows:


- 5 Years on Structural integrity of frame.
- 3 Years on wood finishes.
- 1 Year on upholstery fabric and foam against wear and deterioration.
- Leather is not warranted against scratching and scuffing, as leather is subject to minor blemishes in use. Minor variations in color, texture and grain are a natural part of leather hides, and therefore are not covered by this warranty.

All warranties are limited from the original purchase date and to the original purchaser for normal commercial usage defined as a standard forty hour work week by persons weighing 250 lbs. or less.. This warranty will not cover labor, freight or damage from misuse, abuse, negligence, alteration, accident, vandalism, rusting, acts of nature or any other event beyond the control of Office Star Products. The warranty does not cover cosmetic damage that may result from normal use. Liability for incidental or consequential damages is excluded. The user assumes all risk of injury resulting from use of this product. This warranty gives you specific legal rights, and you may also have other rights which vary from state to state.


It is the customer's responsibility to prepay freight on any components returned to the factory. Return freight on components covered by warranty will be paid by Office Star Products.

Seating Features Information

There are many features to consider when selecting the perfect chair to suit your needs. The following symbols will help you choose the product enhancements that are right for you. These symbols are referenced throughout this catalog to help you quickly identify each chair's features. The descriptions of the features shown are meant to be general explanations. The actual functions of the features may vary slightly.




1
Pneumatic Seat Height Adjustment Allows quick and easy adjustment regulates height of chair relative to floor.



2
Back Height Adjustment Allows positioning of lumbar support within a fixed range to alleviate back stress.



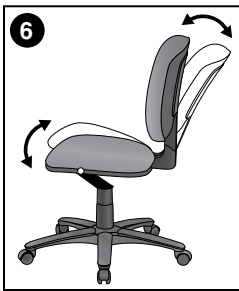
3
Seat Depth Adjustment Positions chair back relative to seat to reduce pressure on the buttocks and thighs for both taller and shorter users.



4
360° Swivel Chair rotates a full 360° in either direction for ease of motion. Standard on every executive and task chair.



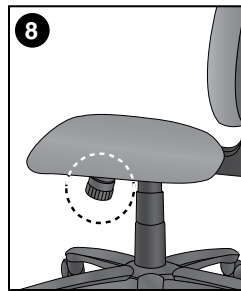
5
Tilt Pivot point located directly above center of chair base (white dot indicates pivot point).



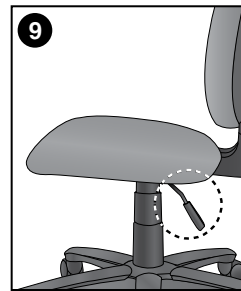
6
Mid-Pivot Knee Tilt Pivot point located slightly ahead of center of gravity (white dot indicates pivot point). Allows user to recline at a slightly more relaxed angle than conventional center tilt.



7
2-to-1 Synchro Tilt Back reclines at 2-to-1 ratio to seat angle. Allows user to recline while keeping seat cushion relatively level to floor.



8
Tilt Tension Controls rate and ease with which chair reclines for different weights and strengths of users.



9
Tilt Lock Locks out tilt function when chair is in upright position.



10
Multi-Task Control Adjusts seat and back angles with a single lever (infinite locking within a fixed range), reducing fatigue in back and thighs.




11
Dual Function Two levers modify:

- Angle of back relative to seat
- Forward tilt (for keyboard-intensive applications).



12
Flex Back Back tilts with pressure. Allows user to recline while keeping seat cushion level to floor. Includes Flex tension Adjustment



13
Multi-Function Three levers to modify angle of back relative to the seat, control tilt and forward tilt for keyboard intensive activities. Tilt is free float or locking within a fixed range. This control may also have ratchet back height adjustments.



14
Auto Adjusting Synchro Tilt This self adjusting control uses your weight to balance the force needed to recline the back. Back tilt is controlled by a single lever which will lock in 5 positions. When tilting the seat tilts at a 4-to-1 ratio to the back.

OFFICE STAR PRODUCTS

CORPORATE OFFICE & WAREHOUSE

P. O. Box 3520
Ontario, CA 91761
p. 909.930.2000
p. 800.950.7262 (outside US)
f. 909.930.5349

NEW JERSEY DISTRIBUTION CENTER

150 Hollister Road
Teterboro, NJ 07608
p. 201.393.0900
p. 800.872.3375
f. 201.393.0955

GEORGIA DISTRIBUTION CENTER

850 Aquila Way
Suite 110
Austell, GA 30168
p. 404.850.8680
f. 770.948.3618

To learn more about
Our company & product,
please scan the QR code!



For the latest updates, find us on



/OfficeStarProducts



@OfficeStarProd



/OfficeStarProducts

WWW.OFFICESTAR.NET